



# Nuova Rade

*Marine - Plastics Technology Experts*

# 2017




# Nuova Rade

*Marine - Plastics Technology Experts*





Nuova Rade is the biggest manufacturing facility in Europe for marine plastics.

For more than 52 years is the leading company in design and production of plastic accessories for the boating trade!



Our mission is to improve our product design and quality every day, so that our Clients always think of us first, in their search for marine plastic components and solutions. In order to achieve that we dedicate ourselves to innovation, imagination and creativity while keeping reliability, functionality practicality and price at the forefront of the process.



Our staff uses the latest -state of the art- computer guided technology to provide (deliver) premium and precise products even if they have to create custom trophies! Since quality is a top priority, human intervention is only allowed and present in the quality control due to the fact that we want to reassure ourselves that we deliver products of superior quality.



*“We will always manufacture the best marine plastic products for boating”*





## Contents

made in Italy



**Hatches** 2-20



**Tanks** 21-33



**Engine** 34-38



**Plumbing & Ventilation** 39-61



**Deck Equipment** 62-80



**Mooring** 81-88



**Fishing** 89-92



**Nuova Rade**

*Marine - Plastics Technology Experts*

**Portlight - Escape Hatches**

**Deck Hatches**

**Inspection Hatches**

**Storage Hatches**





# Hatches

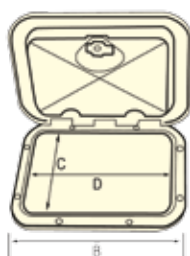
### Euro 1 & 2

#### ▶ 268x448mm



**Euro 1 (45x27 cm)**  
ASA - UV resistant

Code	Colour	Optional Spare Parts			
		Opening Stay	Handle	Gasket	Spare Key
47079	White	 47089	 195425	 44561 (1,2m, Ø9mm)	 196053



A (mm)	B (mm)	C (mm)	D (mm)	H (mm)	I (mm)	P (mm)	Q (mm)
268	448	196	376	209	389	25-55	22

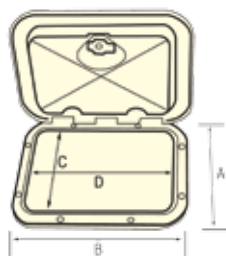
Plexiglas Thickness: 8mm

#### ▶ 480x480mm



**Euro 2 (48x48 cm)**  
ASA - UV resistant

Code	Colour	Optional Spare Parts			
		Opening Stay	Set of left and right handles	Gasket	Spare Key
44445	White	 44839	 44208	 44560 (1,6m, Ø9mm)	 196053



A (mm)	B (mm)	C (mm)	D (mm)	H (mm)	I (mm)	P (mm)	Q (mm)
480	480	415	415	430	430	25-55	22

Plexiglas Thickness: 8mm

# Hatches

## Portlight - Escape Hatches

### Euro 38 & 57

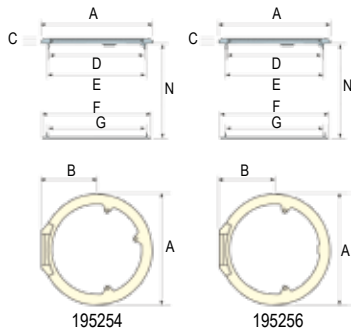
► Ø38mm Ø57mm



#### EURO Ø38 - Ø57 Escape Hatches

ASA - UV resistant

Code	Model	Colour	Optional Spare Parts			
			Opening Stay	Set of left and right handles	Gasket	Spare Key for Deck Filler
195256	Euro Ø 38	White				
195254	Euro Ø 57		Euro Ø 38: 195541 Euro Ø 57: 195542	195540	44560 (1,6m, Ø9mm)	196053



Code	A (mm)	B (mm)	C (mm)	D (mm)	E (mm)	F (mm)	G (mm)	N (mm)
195256	378	189	26	294	316	362	309	22.5-52.5
195254	590	294.5	27	506	518	574	521	22.5-52.5

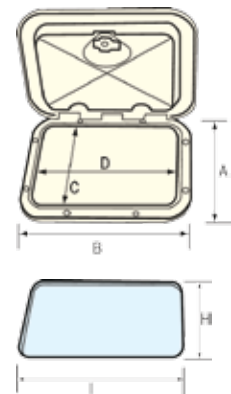
Plexiglas Thickness: 8mm



## Deck Hatches

### Krome

► 270x375mm 315x440mm 353x606mm 460x510mm 370x375mm 243x607mm



#### KROME Hatches

with chromed handles

ASA - UV resistant

Code	Colour	Optional Spare Parts		
196513	White	Lock	Handle	Gasket
196514				
196515				
196516				
196517				
196518			196494 (chromed)	44554 (1,7m)

Code	A (mm)	B (mm)	C (mm)	D (mm)	H (mm)	I (mm)
196513	270	375	183	289	200	300
196514	315	440	237	357	243	363
196515	353	606	266	520	283	530
196516	243	607	162	521	173	530
196517	370	375	283	289	300	300
196518	460	510	373	433	390	445

✳ Special colours available upon request.

### Top Line

## 270x375mm

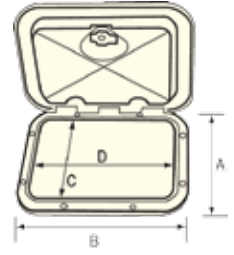
#### TOP LINE Hatches

ASA - UV resistant



**NEW**

Code	Model	Colour	Certification	Optional Spare Parts		
				Lock	Handle	Gasket
196279	Standard	White	-			
198030		White	CE ISO 12216			
196293		Grey	-			
196286		Cream	-			
196280	With lock	White	-	44813	44206 (White) 44207 (Grey) 47738 (Cream)	44554 (1,7m)
196294		Grey	-			
196287		Cream	-			



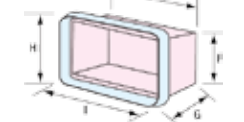
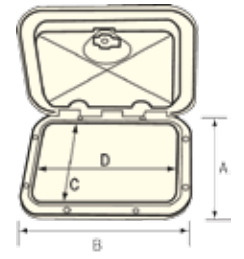
A (mm)	B (mm)	C (mm)	D (mm)	H (mm)	I (mm)
270	375	183	289	200	300

#### TOP LINE Storage Hatches

ASA - UV resistant



Code	Model	Colour	Optional Spare Parts		
			Lock	Handle	Gasket
196281	Standard	White			
196295		Grey			
196288		Cream			
196282	With lock	White	44813	44206 (White) 44207 (Grey) 47738 (Cream)	44554 (1,7m)



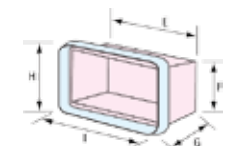
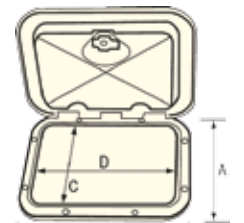
A (mm)	B (mm)	C (mm)	D (mm)	E (mm)	F (mm)	G (mm)	H (mm)	I (mm)
270	375	183	289	270	170	160	210	305

#### TOP LINE Storage Hatches with Drawers

ASA - UV resistant



Code	Model	Colour	Optional Spare Parts		
			Lock	Handle	Gasket
196283	Standard	White			
196297		Grey			
196290		Cream			
196284	With lock	White	44813	44206 (White) 44207 (Grey) 47738 (Cream)	44554 (1,7m)



A (mm)	B (mm)	C (mm)	D (mm)	E (mm)	F (mm)	G (mm)	H (mm)	I (mm)
270	375	183	289	270	170	160	210	305

\* Special colours available upon request.

# Hatches

## Deck Hatches

### Top Line

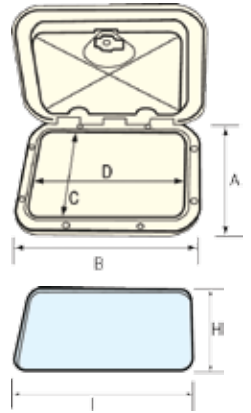
#### ▶ 315x440mm



**TOP LINE Hatches**  
ASA - UV resistant

Code	Model	Colour	Optional Spare Parts		
			Lock	Handle	Gasket
196300	Standard	White			
196306		Grey			
196303		Cream			
196301	With lock	White	44813	44206 (White) 44207 (Grey) 47738 (Cream)	44554 (1,7m)

A (mm)	B (mm)	C (mm)	D (mm)	H (mm)	I (mm)
315	440	237	357	243	363



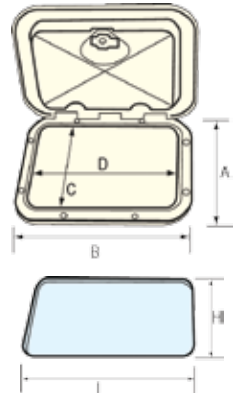
#### ▶ 353x606mm



**TOP LINE Hatches**  
ASA - UV resistant

Code	Model	Colour	Optional Spare Parts		
			Lock	Handle	Gasket
196256	Standard	White			
196317		Grey			
196312		Cream			
196309	With lock	White	44813	44206 (White) 44207 (Grey) 47738 (Cream)	44554 (1,7m)
196318		Grey			
196313		Cream			

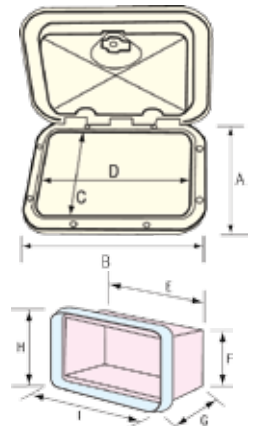
A (mm)	B (mm)	C (mm)	D (mm)	H (mm)	I (mm)
353	606	266	520	283	530



**TOP LINE Storage Hatches**  
ASA - UV resistant

Code	Model	Colour	Optional Spare Parts		
			Lock	Handle	Gasket
196310	Standard	White			
196314		Cream			
196311	With lock	White	44813	44206 (White) 47738 (Cream)	44554 (1,7m)
196315		Cream			

A (mm)	B (mm)	C (mm)	D (mm)	E (mm)	F (mm)	G (mm)	H (mm)	I (mm)
353	606	266	520	495	250	325	290	540



\* Special colours available upon request.



### Top Line

### 243x607mm

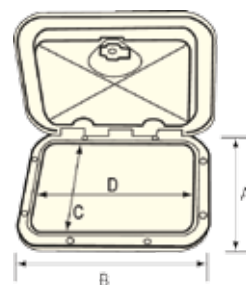


#### TOP LINE Hatches

ASA - UV resistant

Code	Model	Colour	Optional Spare Parts		
			Lock	Handle	Gasket
196322	Standard	White			
196328		Grey			
196325		Cream			
196323	With lock	White	44813	44206 (White) 44207 (Grey) 47738 (Cream)	44554 (1,7m)

A (mm)	B (mm)	C (mm)	D (mm)	H (mm)	I (mm)
243	607	162	521	173	530

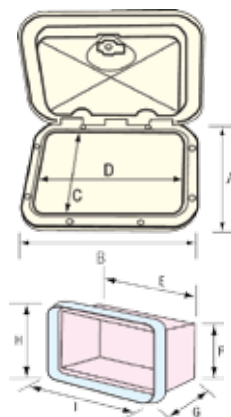


#### TOP LINE Storage Hatches

ASA - UV resistant

Code	Model	Colour	Optional Spare Parts		
			Lock	Handle	Gasket
196657	Standard	White			
196661		Grey			
196659		Cream			
196658	With lock	White	44813	44206 (White) 44207 (Grey) 47738 (Cream)	44554 (1,7m)

A (mm)	B (mm)	C (mm)	D (mm)	E (mm)	F (mm)	G (mm)	H (mm)	I (mm)
243	607	162	521	513	151	182	177	542



### 370x375mm

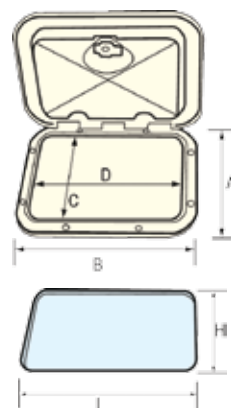


#### TOP LINE Hatches

ASA - UV resistant

Code	Model	Colour	Optional Spare Parts		
			Lock	Handle	Gasket
196331	Standard	White			
196341		Grey			
196336		Cream			
196332	With lock	White	44813	44206 (White) 44207 (Grey) 47738 (Cream)	44554 (1,7m)

A (mm)	B (mm)	C (mm)	D (mm)	H (mm)	I (mm)
370	375	283	289	300	300



\* Special colours available upon request.

# Hatches

## Deck Hatches

### Top Line

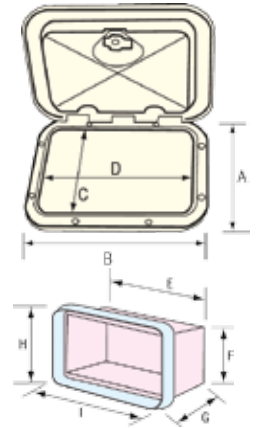
#### 370x375mm



**TOP LINE Storage Hatches**  
ASA - UV resistant

Code	Model	Colour	Optional Spare Parts		
			Lock	Handle	Gasket
196333	Standard	White			
196343		Grey			
196338		Cream			
196334	With lock	White	44813	44206 (White) 44207 (Grey) 47738 (Cream)	44554 (1,7m)
196344		Grey			
196339		Cream			

A (mm)	B (mm)	C (mm)	D (mm)	E (mm)	F (mm)	G (mm)	H (mm)	I (mm)
370	375	283	289	305	310	245	320	310



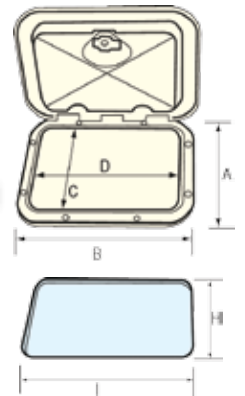
#### 460x510mm



**TOP LINE Hatches**  
ASA - UV resistant

Code	Model	Colour	Certification	Optional Spare Parts		
				Lock	Handle	Gasket
196346	Standard	White	-			
198031		Grey	CE ISO 12216			
196356		Cream	-			
196347	With lock	White	-	44813	44206 (White) 44207 (Grey) 47738 (Cream)	44554 (1,7m)
196357		Grey	-			
196352		Cream	-			

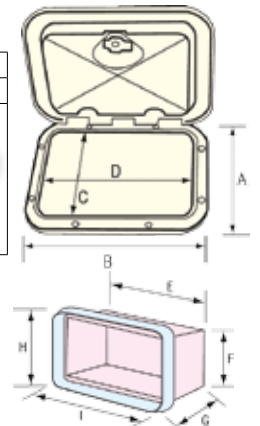
A (mm)	B (mm)	C (mm)	D (mm)	H (mm)	I (mm)
460	510	373	433	390	445



**TOP LINE Storage Hatches**  
ASA - UV resistant

Code	Model	Colour	Optional Spare Parts		
			Lock	Handle	Gasket
196348	Standard	White			
196349	With lock	White			
			44813	44206 (White)	44554 (1,7m)

A (mm)	B (mm)	C (mm)	D (mm)	E (mm)	F (mm)	G (mm)	H (mm)	I (mm)
460	510	373	433	410	350	330	395	445



\* Special colours available upon request.

### Top Line

## 356x397mm

#### TOP LINE Storage Hatches for Gas Bottle 3 kg ASA - UV resistant



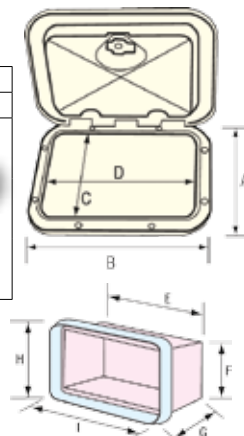
Supplied with fixing strap for the gas bottle.



To be installed as per DIR 24/25 EC ANNEX 1 PAR 5.5

Code	Model	Colour	Optional Spare Parts			
			Lock	Handle	Gasket	Strap
196257	Interrupted gasket	White				
196258		Cream				
196259	Whole gasket	White	44813	44206 (White) 47738 (Cream)	44554 (1,7m)	43895 (1,3m)

A (mm)	B (mm)	C (mm)	D (mm)	E (mm)	F (mm)	G (mm)	H (mm)	I (mm)
356	397	289	323	300	330	240	305	338



### Mid Line

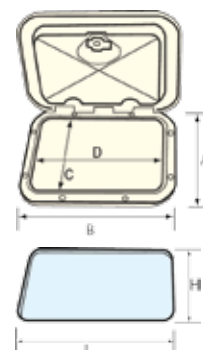
## 355x600mm

#### MID LINE Hatches ASA - UV resistant



Code	Model	Colour	Optional Spare Parts		
			Lock	Handle	Gasket
196849	Standard	White			
196852	With lock	White			
			44813	44206 (White)	44554 (1,7m)

A (mm)	B (mm)	C (mm)	D (mm)	H (mm)	I (mm)
355	600	250	500	275	524

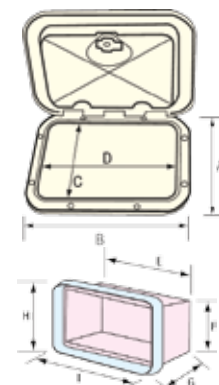


#### MID LINE Storage Hatches ASA - UV resistant



Code	Model	Colour	Optional Spare Parts		
			Lock	Handle	Gasket
196855	Standard	White			
196858	With lock	White			
			44813	44206 (White)	44554 (1,7m)

A (mm)	B (mm)	C (mm)	D (mm)	E (mm)	F (mm)	G (mm)	H (mm)	I (mm)
355	600	250	500	520	280	320	285	535



\* Special colours available upon request.

# Hatches

## Deck Hatches

### Mid Line

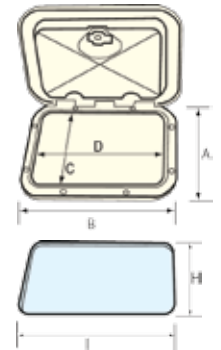
#### 278x378mm



#### MID LINE Hatches ASA - UV resistant

Code	Model	Colour	Optional Spare Parts		
			Lock	Handle	Gasket
196812	Standard	White			
196815	With lock		44813	44206 (White)	44554 (1,7m)


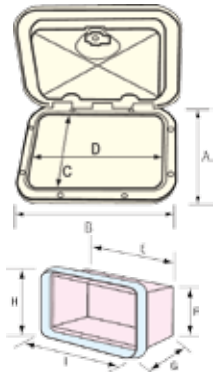
A (mm)	B (mm)	C (mm)	D (mm)	H (mm)	I (mm)
278	378	175	275	198	296



#### MID LINE Storage Hatches ASA - UV resistant

Code	Model	Colour	Optional Spare Parts		
			Lock	Handle	Gasket
196818	Standard	White			
196821	With lock		44813	44206 (White)	44554 (1,7m)

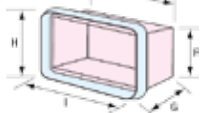
A (mm)	B (mm)	C (mm)	D (mm)	E (mm)	F (mm)	G (mm)	H (mm)	I (mm)
278	378	175	275	270	170	160	210	305



#### MID LINE Storage Hatches with Drawers ASA - UV resistant

Code	Model	Colour	Optional Spare Parts		
			Lock	Handle	Gasket
196824	Standard	White			
196827	With lock		44813	44206 (White)	44554 (1,7m)

A (mm)	B (mm)	C (mm)	D (mm)	E (mm)	F (mm)	G (mm)	H (mm)	I (mm)
278	378	175	275	270	170	160	210	305



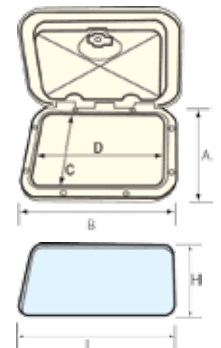
#### 380x380mm



#### MID LINE Hatches ASA - UV resistant

Code	Model	Colour	Optional Spare Parts		
			Lock	Handle	Gasket
196833	Standard	White			
196836	With lock		44813	44206 (White)	44554 (1,7m)

A (mm)	B (mm)	C (mm)	D (mm)	H (mm)	I (mm)
380	380	275	275	305	305



\* Special colours available upon request.

### Mid Line

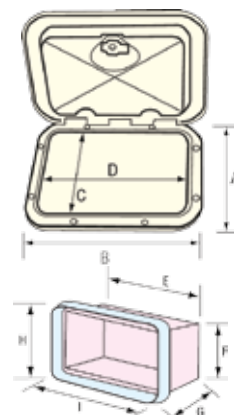
## 380x380mm



**MID LINE Storage Hatches**  
ASA - UV resistant

Code	Model	Colour	Optional Spare Parts		
			Lock	Handle	Gasket
196839	Standard	White			
196842	With lock				

A (mm)	B (mm)	C (mm)	D (mm)	E (mm)	F (mm)	G (mm)	H (mm)	I (mm)
380	380	275	275	280	280	250	315	315



### Classic

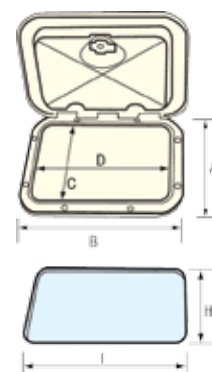
## 275x375mm



**CLASSIC Hatches**  
ASA - UV resistant

Code	Model	Colour	Optional Spare Parts		
			Lock	Handle	Gasket
196567	Standard	White			
196577		Grey			
196586		Cream			
196569	With lock	White	44813	44206 (White) 44207 (Grey) 47738 (Cream)	44554 (1,7m)

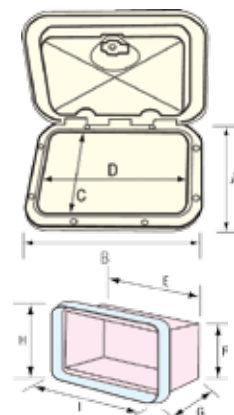
A (mm)	B (mm)	C (mm)	D (mm)	H (mm)	I (mm)
275	375	180	280	198	298



**CLASSIC Storage Hatches**  
ASA - UV resistant

Code	Model	Colour	Optional Spare Parts		
			Lock	Handle	Gasket
196570	Standard	White			
196571	With lock				

A (mm)	B (mm)	C (mm)	D (mm)	E (mm)	F (mm)	G (mm)	H (mm)	I (mm)
275	375	180	280	270	170	160	210	305



Our hatches are supplied with screw hole covers

\* Special colours available upon request.

# Hatches

## Deck Hatches

### Classic

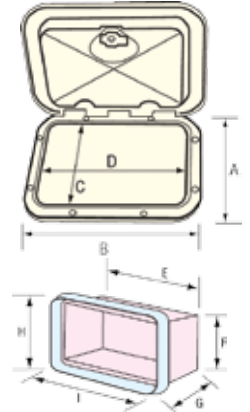
#### ▶ 275x375mm



**CLASSIC Storage Hatches with Drawers**  
ASA - UV resistant

Code	Model	Colour	Optional Spare Parts		
			Lock	Handle	Gasket
196572	Standard	White			
196573	With lock		44813	44206 (White)	44554 (1,7m)

A (mm)	B (mm)	C (mm)	D (mm)	E (mm)	F (mm)	G (mm)	H (mm)	I (mm)
275	375	180	280	270	170	160	210	305

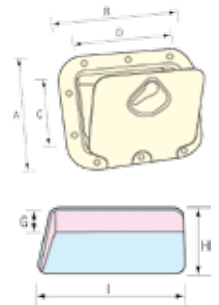


**CLASSIC Hatches with Storage Bag**  
ASA - UV resistant



Code	Model	Colour	Optional Spare Parts		
			Lock	Handle	Gasket
196574	Standard	White			
196575	With lock		44813	44206 (White)	44554 (1,7m)

A (mm)	B (mm)	C (mm)	D (mm)	G (mm)	H (mm)	I (mm)
275	375	180	280	220	198	298



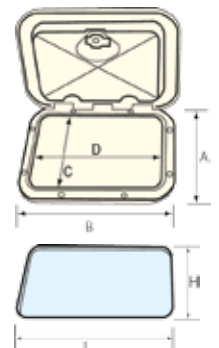
#### ▶ 355x600mm



**CLASSIC Hatches**  
ASA - UV resistant

Code	Model	Colour	Optional Spare Parts		
			Lock	Handle	Gasket
196596	Standard	White			
196604		Grey			
196598	With lock	White	44813	44206 (White) 44207 (Grey)	44554 (1,7m)

A (mm)	B (mm)	C (mm)	D (mm)	H (mm)	I (mm)
355	600	250	500	275	524






\* Special colours available upon request.

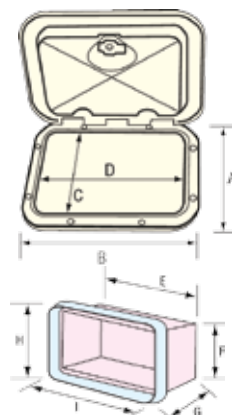
### Classic

## 355x600mm




#### CLASSIC Storage Hatches ASA - UV resistant

Code	Model	Colour	Optional Spare Parts		
			Lock	Handle	Gasket
196599	Standard	White			
196600	With lock		44813	44206 (White)	44554 (1,7m)

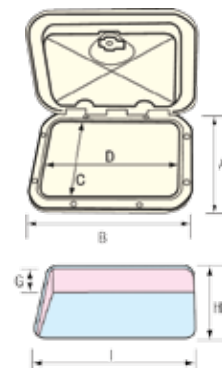
A (mm)	B (mm)	C (mm)	D (mm)	E (mm)	F (mm)	G (mm)	H (mm)	I (mm)
355	600	250	500	495	245	325	280	535



#### CLASSIC Hatches with Storage Bag ASA - UV resistant




Code	Model	Colour	Optional Spare Parts		
			Lock	Handle	Gasket
196601	Standard	White			
196602	With lock		44813	44206 (White)	44554 (1,7m)

A (mm)	B (mm)	C (mm)	D (mm)	G (mm)	H (mm)	I (mm)
355	600	250	500	220	275	524

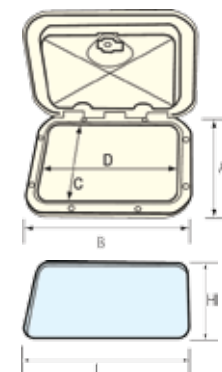


## 463x517mm


#### CLASIC Hatches ASA - UV resistant

Code	Model	Colour	Optional Spare Parts		
			Lock	Handle	Gasket
196619	Standard	White			
196626		Grey			
196633		Cream			
196620	With lock	White	44813	44206 (White) 44207 (Grey) 47738 (Cream)	44554 (1,7m)

A (mm)	B (mm)	C (mm)	D (mm)	H (mm)	I (mm)
463	517	362	416	386	442



Our hatches are supplied with screw hole covers

 Special colours available upon request.

# Hatches

## Deck Hatches

### Classic

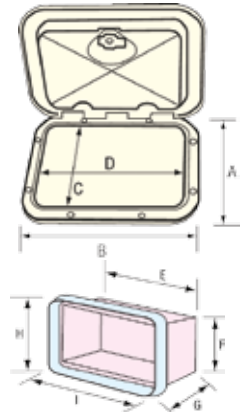
#### 463x517mm



**CLASSIC Storage Hatches**  
ASA - UV resistant

Code	Model	Colour	Optional Spare Parts		
			Lock	Handle	Gasket
196621	Standard	White			
196622	With lock		44813	44206 (White)	44554 (1,7m)

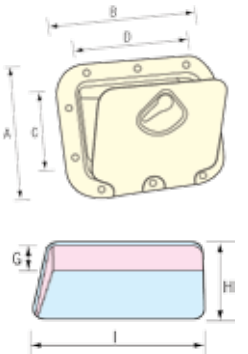
A (mm)	B (mm)	C (mm)	D (mm)	E (mm)	F (mm)	G (mm)	H (mm)	I (mm)
463	517	362	416	410	350	290	395	445



**CLASSIC Hatches with Storage Bag**  
ASA - UV resistant

Code	Model	Colour	Optional Spare Parts		
			Lock	Handle	Gasket
196623	Standard	White			
196624	With lock		44813	44206 (White)	44554 (1,7m)

A (mm)	B (mm)	C (mm)	D (mm)	G (mm)	H (mm)	I (mm)
463	517	362	416	220	386	442



#### 275x375mm

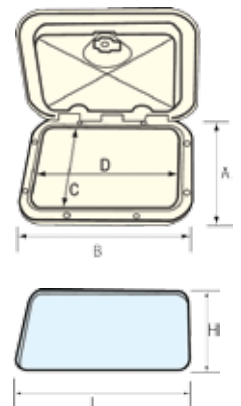


**CLASSIC Hatch with Removable Cover 275x375**  
ASA

**With removable cover**

Code	Model	Colour	Optional Spare Parts		
			Lock	Handle	Gasket
196568	Standard	White			
			44813	44206 (White)	44554 (1,7m)

A (mm)	B (mm)	C (mm)	D (mm)	H (mm)	I (mm)
275	375	180	280	198	298



#### 355x600mm



**CLASSIC Hatch with Removable Cover 355x600**  
ASA

Code	Model	Colour	Optional Spare Parts		
			Lock	Handle	Gasket
196597	Standard	White			
196612		Cream	44813	44206 (White) 47738 (Cream)	44554 (1,7m)

A (mm)	B (mm)	C (mm)	D (mm)	H (mm)	I (mm)
355	600	250	500	275	524



Our hatches are supplied with screw hole covers

\* Special colours available upon request.



### Industrial



#### Access and Inspection Hatches

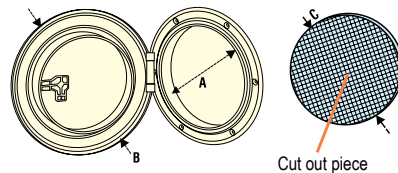
Access and Inspection Hatches are ideal for easily reaching and controlling various areas on board, such as fuel lines, electrical cables, gauges, controls, even the engine. They are specially designed with a non-skid surface and can be mounted horizontally, as well as, vertically. All hatches are mounted with hidden screws for discrete appearance. They feature an O-ring seal that makes the hatch watertight, 180° opening door, with one or two handles, where you can install a lock and an O-ring seal that makes the hatch watertight. All hatches are made of tough, UV resistant PP (polypropylene) plastic, impervious to chemical solvents and are designed for external use.

### ► 201x280mm 240x334mm



#### Inspection Hatches PP - UV resistant



Code	Model	Colour	A (mm)	B (mm)	C (mm)	Optional Spare Parts	
						Lock	Gasket
10266	Standard	White	201	280	208		
10268		Grey					
10270		White	240	334	265		
10272		Grey					
						44810	70143 (2m)

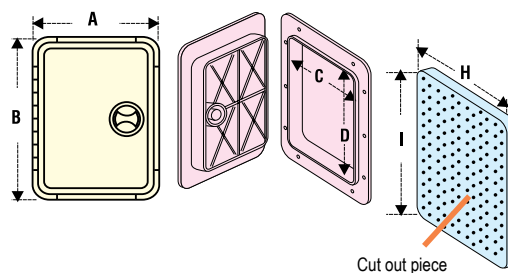


### ► 276x376mm 250x606mm 358x606mm 460x511mm



#### Access Hatches PP - UV resistant

Code	Model	Colour	A (mm)	B (mm)	C (mm)	D (mm)	H (mm)	I (mm)	Optional Spare Parts	
									Lock	Gasket
10262	Standard	White	276	376	193	293	200	300		
10263		Grey								
11103		White	250	606	167	524	173	530		
11104		Grey								
10264		White	358	606	275	525	280	530		
10265		Grey								
11101		White	460	511	380	436	386	442		
11102		Grey								
									44810	70143 (2m)



✳ Special colours available upon request.

# Hatches

## Deck Hatches

### Industrial

#### Inspection Hatches with Detachable Cover

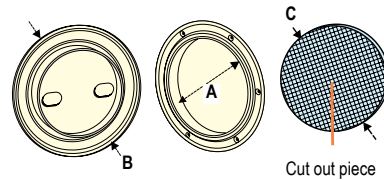
The Inspection Hatches with Detachable Cover are made of tough plastic for extra resistance to the sun, water, salt and detergents containing acetone. They have no hinges, so that you can completely remove the cover. Their opening is easy, since the specially designed thread automatically ejects the cover, once you turn it 90° counter clockwise. Furthermore, they feature non-skid surface and hidden screws for smarter appearance.

► **95x154mm 122x181mm 145x210mm**



#### Inspection Hatches with Detachable Cover PP - UV resistant

Code	Colour	A (mm)	B (mm)	C (mm)
11107	White	95	154	113,5
11109		122	181	141
11111		145	210	164





#### Access Hatches with Detachable Cover

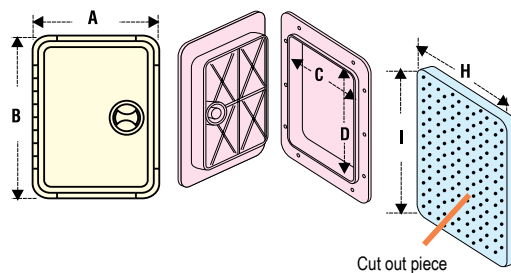
Access Hatches with Detachable Covers are made of tough UV resistant PP (polypropylene) plastic material, impervious to chemical solvents and are ideal both for internal and external use. They feature a completely detachable door for ease of use and handles that can be fitted with a lock. The non-skid surface and the hidden screws are additional important features.

► **316x366mm**



#### Access Hatches with Detachable Cover PP - UV resistant

Code	Model	Colour	A (mm)	B (mm)	C (mm)	D (mm)	H (mm)	I (mm)	Optional Spare Parts	
									Lock	Gasket
11105	Standard	White	316	366	226	276	250	300		
11106		Grey								



\* Special colours available upon request.

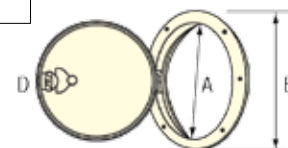
### Inspection Hatches Ø 190mm

ASA, UV resistant



Code	Model	Colour	Optional Spare Parts		
			Lock	Handle	Gasket
42791	Standard	White			
47726		Cream			
46580		Grey			
			44810	44197 (White) 44198 (Grey) 47737 (Cream)	44554 (1,7m)

A (mm)	B (mm)	C (mm)	D (mm)
190	265	219	210



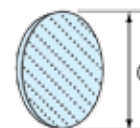
### Inspection Hatches Ø 235mm

ASA, UV resistant



Code	Model	Colour	Optional Spare Parts		
			Lock	Handle	Gasket
43565	Standard	White			
47725		Cream			
46579		Grey			
			44810	44197 (White) 44198 (Grey) 47737 (Cream)	44554 (1,7m)

A (mm)	B (mm)	C (mm)	D (mm)
235	315	265	250



**With removable cover**

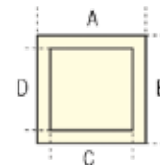
### Inspection Hatches 306 x 356

ASA, UV resistant



Code	Model	Colour	Optional Spare Parts		
			Lock	Handle	Gasket
45163	Standard	White			
45164		Grey			
45166	With lock	White	44810	44197 (White) 44198 (Grey)	44556 (1,5m)

A (mm)	B (mm)	C (mm)	D (mm)
306	356	246	296



**With removable cover**

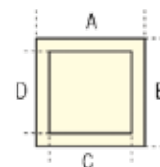
### Inspection Hatches 380 x 380

ASA, UV resistant



Code	Model	Colour	Optional Spare Parts		
			Lock	Handle	Gasket
45175	Standard	White			
45176		Grey			
45178	With lock	White	44810	44197 (White) 44198 (Grey)	44556 (1,5m)

A (mm)	B (mm)	C (mm)	D (mm)
380	380	295	295



\* Special colours available upon request.

# Hatches

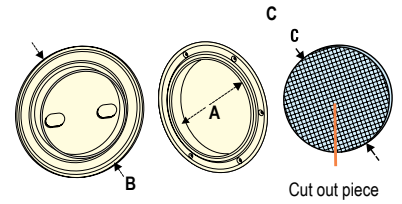
## Inspection Hatches



### Inspection Hatches

ASA, UV resistant

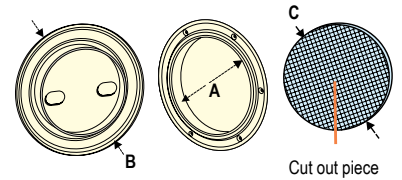
Code	Colour	A (mm)	B (mm)	C (mm)	Optional Spare Key
195380	White	100	145	114	
195381		125	170	139	
195382		150	205	165	



### Inspection Hatches

ASA, UV resistant  
Self centering tread with o-ring water resistant

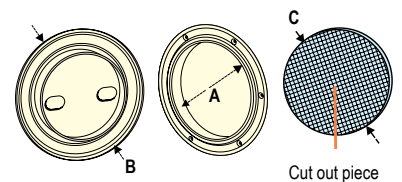
Code	Colour	A (mm)	B (mm)	C (mm)
196434	White	108	162	120
196439	Cream	108	162	120
196441	Grey	108	162	120
196443	White	133	187	145
196448	Cream	133	187	145
196450	Grey	133	187	145
196452	White	168	222	180
196457	Cream	168	222	180
196459	Grey	168	222	180



### Inspection Hatches with Pressure Lock

ASA, UV resistant

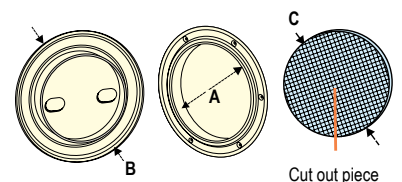
Code	Colour	A (mm)	B (mm)	C (mm)
196437	White	108	162	120
196446		133	187	145
196455		168	222	180



### Inspection Hatches with Removable Bag

ASA, UV resistant  
Self centering tread with o-ring water resistant

Code	Colour	A (mm)	B (mm)	C (mm)
196435	White	108	162	120
196444		133	187	145
196453		168	222	180

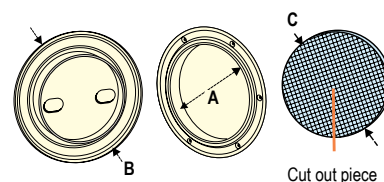


\* Special colours available upon request.

**Inspection Hatches**  
ASA, UV resistant  
Rotating lock and bayonet with O-Ring



Code	Colour	A (mm)	B (mm)	C (mm)
43909	White	104	143	115
43918		130	170	142
43927		155	200	168
43910	Black	104	143	115
43919		130	170	142
43928		155	200	168
47731	Cream	104	143	115
47732		130	170	142
47733		155	200	168

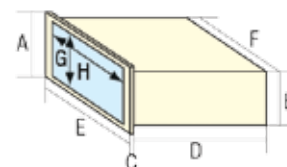


## Storage Hatches



**Utility Storage Hatch with Lid**  
ASA, UV resistant


Code	Model	Colour	Optional Spare Parts
			Gasket
196376	Standard	White	 44558 (1,56m)

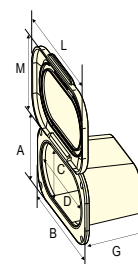


A (mm)	B (mm)	C (mm)	D (mm)	E (mm)	F (mm)	G (mm)	H (mm)
110	81	8	150	235	198	75	192



**Utility Storage Hatch Oval**  
ASA, UV resistant

Code	Model	Colour	Optional Spare Parts
			Gasket
196805	Standard	White	 44554 (1,7m)



A (mm)	B (mm)	C (mm)	D (mm)	G (mm)	H (mm)	I (mm)	L (mm)	M (mm)	R (mm)
99	170	75	144,5	73,5	75	145,5	177,5	111,5	75



\* Special colours available upon request.

# Hatches

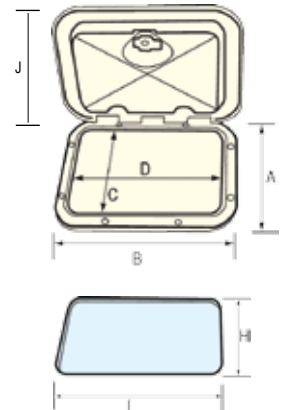
## Storage Hatches



**Hatches for VHF/RadioCD**  
ASA, UV resistant

Code	Model	Colour	Optional Spare Parts	
			Lock	Gasket
196361	Standard	White		
196362	With lock			
196366	Standard	Cream	44810	44556 (1,5m)


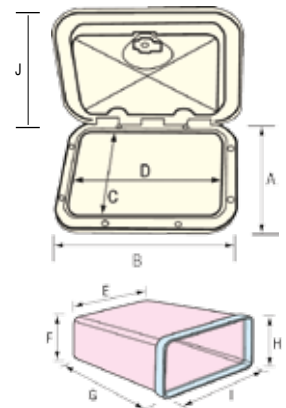
A (mm)	B (mm)	C (mm)	D (mm)	H (mm)	I (mm)	J (mm)
165	285	108	226	132	250	180



**Storage Hatches for VHF/RadioCD**  
ASA, UV resistant

Code	Model	Colour	Optional Spare Parts	
			Lock	Gasket
196363	Standard	White		
196364	With lock			

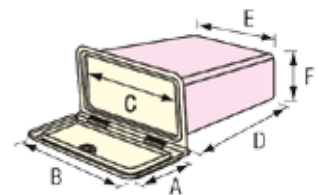
A (mm)	B (mm)	C (mm)	D (mm)	E (mm)	F (mm)	G (mm)	H (mm)	I (mm)	J (mm)
165	285	108	226	250	140	250	140	250	180



**Storage Hatches for VHF/General Use**  
with chromed handle  
ASA, UV resistant

Code	Model	Colour	Optional Spare Parts	
			Lock	Gasket
195548	Standard	White		
195555	With lock			

A (mm)	B (mm)	C (mm)	D (mm)	E (mm)	F (mm)
174	292	242	116	236	124



\* Special colours available upon request.



**Nuova Rade**

*Marine - Plastics Technology Experts*

Fixed Tanks

Flexible Tanks

Portable Tanks

Fixed Tanks Accessories

Sensors & Gauges

Portable & Flexible Tanks

Accessories



Flexible Water Tanks, grey

# Tanks

# “DIABLO” SMART TANK

  
**Nuova Rade**  
Marine - Plastics Technology Experts

Nuova Rade's new line of fixed tanks is designed in recyclable HDPE material. The line consists of a full range of 10 models complying with international standards and can be used for both fuels such as gasoline, diesel, ethanol, alternative fuels and organic vegetable oils, drinking water and wastewater collection. The innovation of the “Diablo” tanks, is represented by the ‘EASY SWITCH’ hatch, red for gasoline, brown for black water and blue for fresh water, which is manually interchangeable. The overall advantage will be to buy separately the tanks from the hatch to optimize the level of stock and range availability. The hatch is secured and sealed by rotation of the piece itself and is blocked into position by means of a locking pin that prevents loosening. To clean the tank just lift the locking pin and remove the hatch by unscrewing it.

**EASY WASHABLE**  
**VARIOUS USES**



Fuel



Drink Water



Waste Water

**Fixed Tank with**  
**EASY-SWITCH**



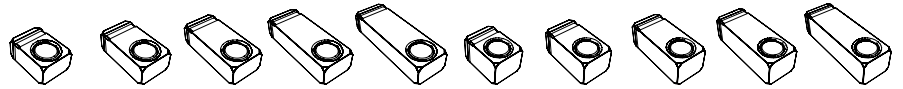
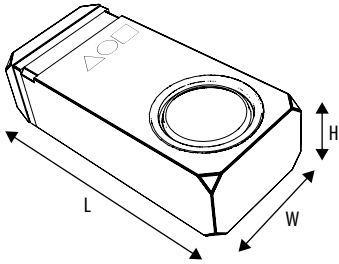
Rina  
Approved

CE





### Diablo



Code	197477	197478	197479	197480	197481	197482	197483	197484	197485	197486
Capacity (lt)	37	48	60	70	82	49	64	78	93	108
Length (mm)	500	650	800	950	1100	500	650	800	950	1100
Width (mm)	360	360	360	360	360	360	360	360	360	360
Height (mm)	230	230	230	230	230	305	305	305	305	305

### Easy Switch Plates



**197487**  
Easy switch  
fuel




**197488**  
Easy switch  
fresh water



**197489**  
Easy switch  
waste water h230



**197491**  
Easy switch  
waste water h305



**197490**  
Easy switch  
blind

#### Fittings

<b>197492</b> Connector 90°, 38mm, 1/2" thread		•	•	••	••	—
<b>197493</b> Cap 1/2" thread		•	—	—	—	—
<b>197494</b> Cap 3/4" thread		••	—	—	—	—
<b>197495</b> Connector 90°, Ø17mm, 3/4" thread		•	•	—	—	—
<b>197496</b> Cap 1/2" thread		•	—	—	—	—
<b>197497</b> Connector 90°, Ø11mm, 1/2" thread		•	—	—	—	—
<b>197498</b> Connector 90°, Ø13mm, 3/4" thread		—	•	—	—	—
<b>197499</b> Connector 90°, Ø25mm, 1/2" thread		—	—	••	••	—
<b>197500</b> Set Connectors 90°, Ø25mm & Ø20mm, 1" thread		—	—	•	•	—
<b>197501</b> Internal Gasket d.235 x 17,5mm		•	•	•	•	•

### Optional Sensor-Sender Match

	h=230mm	197347	197347	197365	—
	h=305mm	197349	197349	—	196911
			0-190 Ohm		240-33 Ohm

### Installation



**43897**  
Bracket for Battery Box/Fuel  
Tank, with Strap 1,50m

*For better stability of the tank  
use 2 pcs*

### Gauges



197341 - 197342



197343 - 197344



197345 - 197346

# Tanks

## Fixed Tanks

### Ercole



Fresh Water Tank

Fuel Tank

Fresh Water Tank

Fuel Tank

197341  
197342

197343  
197344

Thread Ø 50mm


Straight Ø 38mm

45° Ø 38mm

Rina Approved CE

Use	Code	Type	Capacity (lt)	Length (mm)	Width (mm)	Height (mm)	Connector Pipe Ø (mm)	Deck Filler	Sensor (optional)	
Fresh Water Tanks (White)	44798	With filler cap	45	500	350	300	16	Thread Ø 50mm	197348 0-190 Ohm	
	44800		56	650						
	44802		70	800						
	50193	Without cap	45	500						
	50197		56	650						
	50203		70	800						
Fuel Tanks (Black)	50194	Without cap	45	500	350	300	8	45° Ø 38mm		
	50198		56	650						
	50204		70	800						
	Fresh Water Tanks (White)	44797	With filler cap	41	500	350	300	8		Thread Ø 50mm
		44799		55	650					
		44801		69	800					
	Fuel Tanks (Black)	50195	Without cap	41	500	350	300	8	Straight Ø 38mm	
		50199		55	650					
		50205		69	800					
		Fuel Tanks (Black)	50196	Without cap	41	500	350		300	8
35008			55		650					
50206			69		800					

### Sogliola



Fresh Water Tank

Fuel Tank

Fresh Water Tank

Fuel Tank

197341  
197342

197343  
197344

Thread Ø 50mm

Straight Ø 38mm

45° Ø 38mm

Rina Approved CE

Use	Code	Type	Capacity (lt)	Length (mm)	Width (mm)	Height (mm)	Connector Pipe Ø (mm)	Deck Filler	Sensor (optional)		
Fresh Water Tanks (White)	44833	With filler cap	45	650	350	220	16	Thread Ø 50mm	197347 0-190 Ohm		
	44835		60	850							
	44837		80	1100							
	50207	Without cap	45	650							
	50212		60	850							
	50216		80	1100							
	Fuel Tanks (Black)	50208	Without cap	45	650	350		220		8	45° Ø 38mm
		50213		60	850						
50217		80	1100								
Fuel Tanks (Black)		44832	With filler cap	38	650	350	220	8			Thread Ø 50mm
	44834	49		850							
	44836	73		1100							
	50209	Without cap	38	650	350	220	8		Straight Ø 38mm		
	50214		49	850							
	50218		73	1100							
Fuel Tanks (Black)	35009	Without cap	38	650	350	220	8	45° Ø 38mm			
	50215		49	850							
	50219		73	1100							

### Bora



197343  
197344



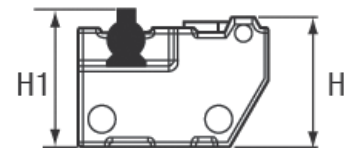
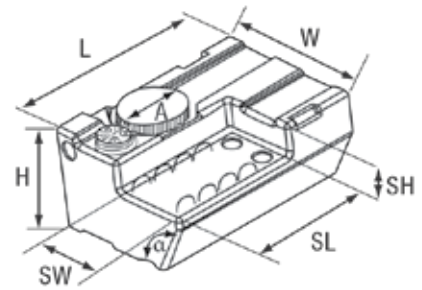
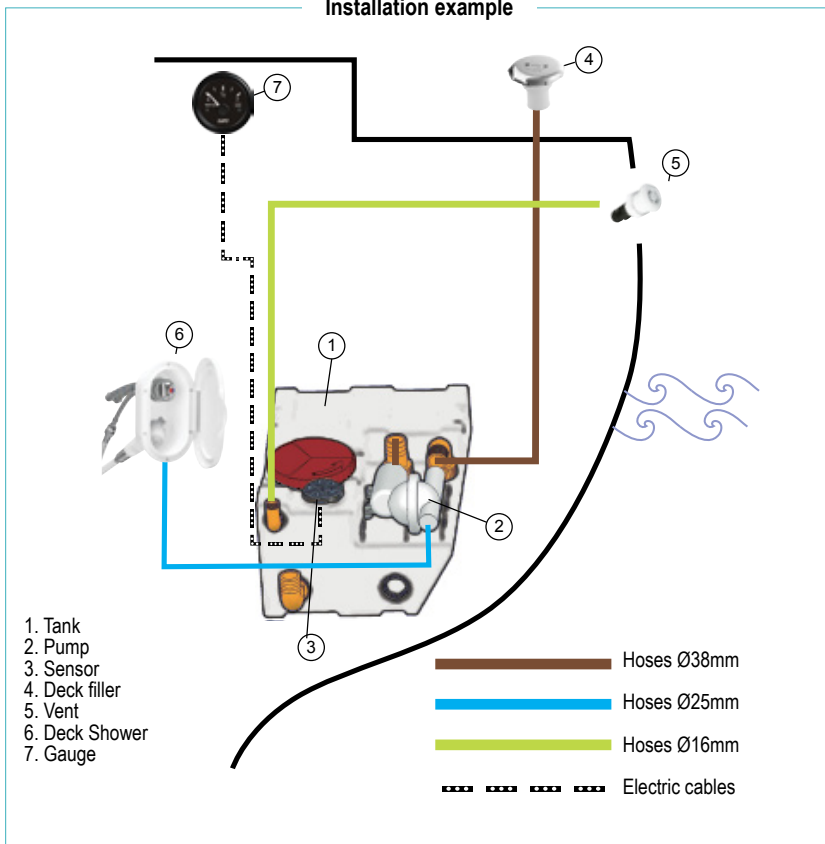
Horizontal model made from PE HD.  
Available in 4 sizes: 40L, 60L, 80L, 100L and  
2 versions :

- Holding base tank alone.
  - Complete set including a holding tank, an autoclave pump (12V) and fittings.
- Accessories available : pump, sensor, vented loop, valve, filter, deck filler.

Use	Code	Type	Capacity (lt)	Length (mm)	Width (mm)	Height (mm)	H1 (mm)	SL (mm)	SW (mm)	SH (mm)	Ø A (mm)	α Angle	Pump	Sensor (Optional)	
Fresh Water	196887	Base Tank	40	545	400	270	-	350	200	80	133,5	120°	*	 197348 0-190 Ohm	
	196888		60	775	400	270	-	350	200	80	133,5	120°	*		
	196889		80	1005	400	270	-	350	200	80	133,5	120°	*		
	196890		100	1245	400	270	-	350	200	80	133,5	120°	*		
	196895	Tank with Pump	40	545	400	270	300	350	200	80	133,5	120°	 56082 (12 V, 8lt/min)		
	196896		60	775	400	270	300	350	200	80	133,5	120°			
	196897		80	1005	400	270	300	350	200	80	133,5	120°			
	196898		100	1245	400	270	300	350	200	80	133,5	120°			
	197062		60	775	400	270	280	350	200	80	133,5	120°			 53432 (12 V, 12,5lt/min)
	197063		80	1005	400	270	280	350	200	80	133,5	120°			
	197064		100	1245	400	270	280	350	200	80	133,5	120°			

\*Optional Pump 56082 (12V, 8 lt/min)

### Installation example



# Tanks

## Fixed Tanks

### Blizzard



197345  
197346



CE  
According to  
ISO 8099

Horizontal model made from odour-free PE HD.

Available in 4 sizes: 40L, 60L, 80L, 100L and

2 versions :

- Holding base tank alone.

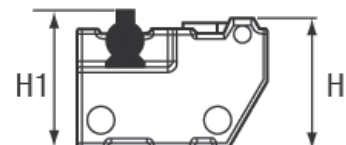
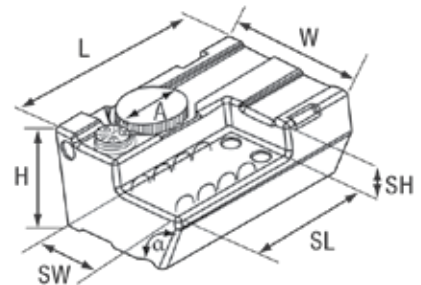
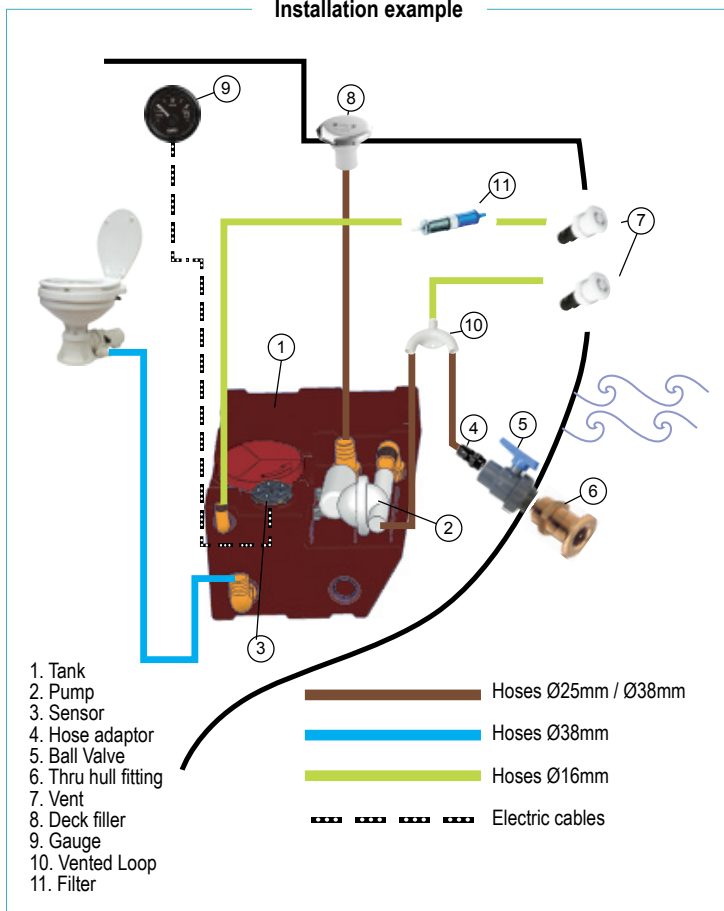
- Complete set including a holding tank, a diaphragm pump (12V or 24V), a sensor, and fittings.

Accessories available : pump, sensor, vented loop, valve, filter, deck filler.

Use	Code	Type	Capacity (lt)	Length (mm)	Width (mm)	Height (mm)	H1 (mm)	SL (mm)	SW (mm)	SH (mm)	Ø A (mm)	α Angle	Pump	Sensor
Waste Water	196867	Base Tank	40	545	400	270	-	350	200	80	133,5	120°	*	**
	196868		60	775	400	270	-	350	200	80	133,5	120°	*	**
	196869		80	1005	400	270	-	350	200	80	133,5	120°	*	**
	196870		100	1245	400	270	-	350	200	80	133,5	120°	*	**
	196871	Tank with Pump and sensor	40	545	400	270	320	350	200	80	133,5	120°	196862 (12 V, 19 lt/min)	196911 240-33 Ohm
	196872		60	775	400	270	320	350	200	80	133,5	120°		
	196873		80	1005	400	270	320	350	200	80	133,5	120°		
	196874		100	1245	400	270	320	350	200	80	133,5	120°		
	196875		40	545	400	270	320	350	200	80	133,5	120°	196861 (24 V, 19 lt/min)	
	196876		60	775	400	270	320	350	200	80	133,5	120°		
196877	80		1005	400	270	320	350	200	80	133,5	120°			
196878	100		1245	400	270	320	350	200	80	133,5	120°			

\*Optional Pump 196862 (12V, 19 lt/min) or 196861 (24V, 19 lt/min) \*\* Optional Sensor 196911

### Installation example



### Zefiro

Vertical model made from odour-free high-density polyethylene (HDPE).  
 Gravity discharge : when installation is carried out at more than 0.5 m above the waterline, the tank can be emptied without pump. Can be mounted on a bulkhead.

Accessories available : sensor, gauge, vented loop, valve, filter, deck filler,pump.

- Shaped for an effective discharge
- 1 inlet and 2 outlets Ø 38 mm - G 1 1/2"
- 1 vent Ø 25 mm - G 3/4"
- 1 inspection hatch: Ø 127 mm
- Plate compatible with VDO standard sensors
- Compatible with diaphragm pumps and macerators (12 or 24V)



197345  
197346



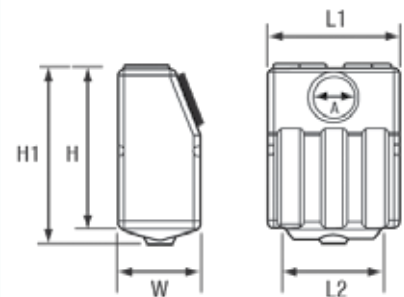
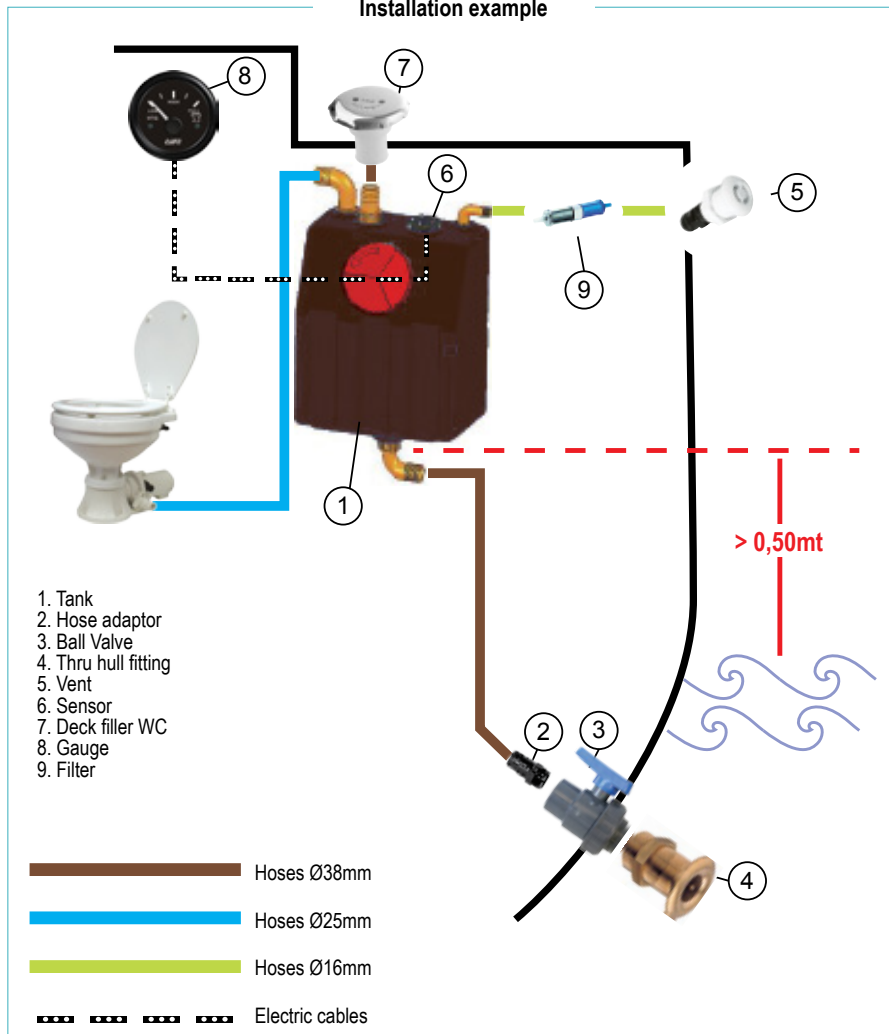
**CE**  
According to  
ISO 8099

Use	Code	Capacity (lt)	L1 (mm)	L2 (mm)	W (mm)	H (mm)	H1 (mm)	Ø A (mm)	Sensor (Optional)
Waste Water Tank	196881	40	400	302	250	493,7	540	133,5	196909
	196882	60	400	302	250	703,7	750,3	133,5	196910



240-33 Ohm

#### Installation example



# Tanks

## Fixed Tanks

### Mistral

High-density polyethylene (HDPE) offering high chemical, mechanical and fire resistance. Tanks feature: one central column for increased rigidity of the tank and easy securing to the boat, lateral baffles to reduce fuel tossing.

Come with integrated sensor including:

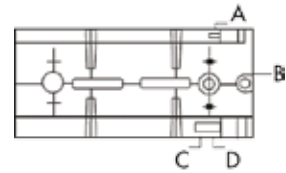
- nozzles (flue / diesel)
- 1 vent, ext. Ø 16-18mm



197341  
197342



Use	Code	Capacity (lt)	Length (mm)	Width (mm)	Height (mm)	Connectors				Sender
						Ø A (mm)	Ø B (mm)	Ø C (mm)	Ø D (mm)	
Fuel Tank	196251	55	900	245	400	16	38	38	50	 197070 0-190 Ohm




\*For diesel tank use sender 197073

## Water Tanks



Use	Code	Capacity (lt)	Length (mm)	Width (mm)	Height (mm)
Fresh Water Tank	45361	48	400	480	250
	45362	59	680	460	190
	45363	72	680	460	230
	45364	84	700	400	300
	45365	85	880	480	200
	45366	80	650	450	280
	45367	150	1200	450	280



Use	Code	Capacity (lt)	Length (mm)	Width (mm)	Height (mm)
Fresh Water Tank	45359	30	550	400	140
	45360	70	580	580	200

## Flexible Tanks

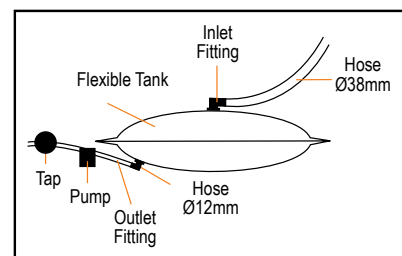
### Flexible Water Tanks, grey

The flexible water tanks will solve the problem of storing water in your boat. The tanks are supplied with already welded Tank Fittings' adapter and two Elbow Fittings (inlet/outlet) with moveable Thread Tightening Ring for maximum sealing. They are easy to store and use. The Nuova Rade flexible water tanks are available in 6 Rectangular Sizes as well as in 2 Triangular designed tank sizes.



#### Rectangular

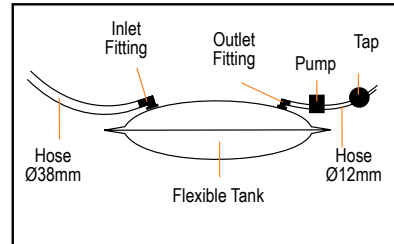
Use	Code	Capacity (lt)	A (mm)	B (mm)	C (mm)	Outlet Fitting	Inlet Fitting	Cap
Water Tank	31321	55	600	740	-	 72134	 72133	 197493
	31322	75	840	740				
	31323	100	1000	740				
	31324	120	1250	740				
	31329	150	1500	740				
	31327	200	1700	740				





### Triangular

Use	Code	Capacity (lt)	A (mm)	B (mm)	C (mm)	Outlet Fitting	Inlet Fitting	Valve
Water Tank	31325	55	860	930	210			
	31326	100	1080	1080	210	72134	72133	197493



## Portable Tanks

### Hulk



#### HULK Portable Tank Fuel

- HDPE
- Ø 8mm outlet with filter
- With vented filler cap
- With level gauge (only for 44804 & 44805)

Use	Code	Capacity (lt)	Length (mm)	Width (mm)	Height (mm)	Fuel Gauge
Portable Fuel Tank	44803	12	410	260	195	No
	44804	22	460	305	265	Yes
	44805	30	510	360	270	Yes



RINA  
TYPE APPROVAL  
N.DIP. 316913CS



Ø 8mm outlet with filter

### Jerrycans



#### JERRYCAN Portable Fuel Tank with Spout

Very stable and easy to grip. Top handle and bottom design make it easy to carry and facilitate pouring. Increased stability due to large base dimensions.

- HDPE
- Features a vent filler cap
- Supplied with spout

Use	Code	Capacity (lt)	Length (mm)	Width (mm)	Height (mm)
Portable Fuel Tank	43604	5	300	240	185
	43598	10	300	240	250
	43600	15	300	240	330
	43602	22	300	245	440

# Tanks

## Portable Tanks

### Fuel Tanks



#### Fuel Portable Tank with Filter

- HDPE
- Ø 8mm outlet with filter
- With vented filler cap

Use	Code	Capacity (lt)	Length (mm)	Width (mm)	Height (mm)	Fuel Gauge
Portable	44790	10	330	245	135	No
Fuel Tank	44789*	25	440	295	210	Yes



Ø 8mm outlet with filter

\*Suitable for diesel by adding 44624 (Pipe fuel return)

## Fixed Tanks Accessories



### Ercole - Sogliola

Code	Description
45284	A Tank Filler Cap
44467	C Fuel Pick-up Tube w/Pipe Conn.Ø8mm
50140	D Water Pick-Up Tube, w/ Ø16mm Conn.
44088	FGHE Set Connectors w/Ø50mm Straight
44089	GHI Set Connectors, w/Ø38mm Straight
43366	E Straight Connector Ø50mm
43368	I Straight Connector Ø38mm

Code	Description
44090	FGHM Set Connectors, w/Ø50mm 90° Elbow
44091	GHN Set Connectors, w/Ø38mm 90° Elbow
43370	M Elbow Connector 90°, Ø50mm
43374	N Elbow Connector 90°, Ø38mm
44624	F Elbow Conn. 90°, Pipe f/Fuel Return
44569	P Vent. Elbow Conn. 90°, Hose Ø16mm
44838	Q Universal Bracket w/Holding Straps

### Blizzard - Bora - Zefiro

#### Connectors



Code	Description	Model	Ø (mm)
A	Straight	G ¾"	16
		G ½"	20
		G ¾"	25
B	Straight	G 1 ½"	25
		G 1 ¼"	38
C	Straight	G 1 ½"	25
D	Straight	G 1 ½"	38
E	Straight	G 1 ½"	38

Code	Description	Model	Ø (mm)
F	90°	G ¾"	20
		G ½"	25
		G 1 ½"	38
H	90°	G 1 ½"	38





**196791**  
3-way diverter valve

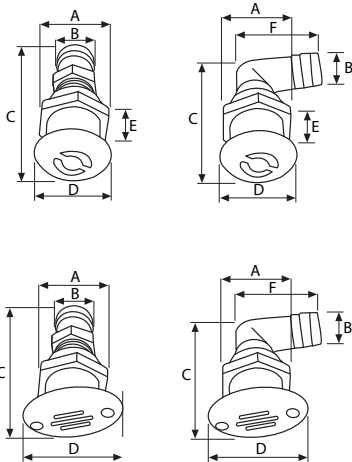


**51732**  
Odour-free filter  
for hose Ø 16 - 19 mm.



**Deck fill Inox**  
for 38mm (1-1/2") hose

Code	<b>99770</b>	<b>99772</b>
For use	Gas	Water



### Ventilators for Tank

Code	Description	Colour	Ø A (mm)	Hose Ø B (mm)	C (mm)	D (mm)	E (mm)	F (mm)
<b>37331</b>	Straight	White	29	16	83	41	40	-
<b>31515</b>	Elbow 90°	White	29	16	83	41	40	50
<b>37330</b>	Straight	White	29	16	83	60x40	40	-
<b>31517</b>	Elbow 90°	White	29	16	83	60x40	40	50



**37331**



**37330**



**31517**



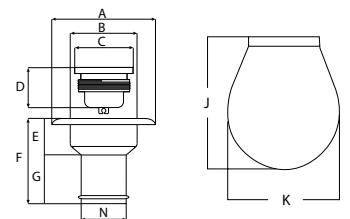
**31515**



### Plastic Deck Fillers, Flip Top

Code	Model	Hose Ø (mm)
<b>196275</b>	Water	38 (1½")
<b>196265</b>	Fuel	38 (1½")
<b>196266</b>		51 (2")
<b>196267</b>	Diesel	38 (1½")
<b>196268</b>		51 (2")

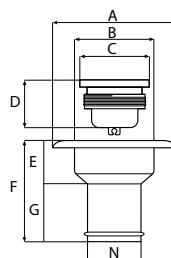
	A (mm)	Ø B (mm)	Ø C (mm)	D (mm)	E (mm)	F (mm)	G (mm)	Ø N (mm)	K (mm)	J (mm)
<b>Ø 38</b>	80x93	55	48	33	26	72	46	38	84	98
<b>Ø 51</b>	80x93	55	48	33	26	72	46	50	84	98



### Plastic Deck Fillers

Code	Model	Hose Ø (mm)	Colour
<b>45298</b>	Water	38 (1½")	White
<b>47618</b>			Cream
<b>35011</b>	Fuel	38 (1½")	White
<b>50311</b>			Cream
<b>45282</b>			White
<b>45283</b>			Black

	A (mm)	Ø B (mm)	Ø C (mm)	D (mm)	E (mm)	F (mm)	G (mm)	Ø N (mm)
<b>Ø 38</b>	85	55	48	33	26	72	46	38
<b>Ø 51</b>	85	55	48	33	26	72	46	50



**195015**  
Spare Deck Filler Cap  
with Chain for Fuel



**195016**  
Spare Deck Filler Cap  
with Chain for Water

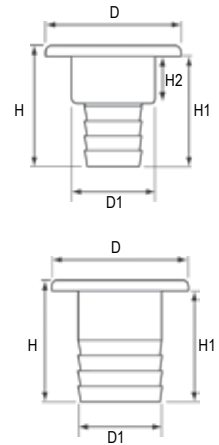
# Tanks

## Fixed Tanks Accessories

### Deck Filler, Glass Reinforced PA

Construction in 2 materials to combine sturdiness, lightweight and stylish design:

- Deck filler's body in glass re-inforced nylon.
- Cap in 316 L stainless steel
- Open with dual imprint key or manually thanks to finger-grip cap



Code	Model	Hose diam. (mm/inch)	H (mm)	H1 (mm)	H2 (mm)	diam. D (mm)	diam. D1 (mm)
197206	Water	38 / 1 1/2"	75	66	23	92	50
197203	Fuel	51 / 2"			-		
197205	Diesel						

### Deck fillers for gas, diesel, water & waste

The Deck Filler range includes deck fillers suitable for water, fuel and waste. They are designed in such a way that the full lid area is totally covered, which makes the final look much more attractive. Each deck filler could have a different function, which will always be clear - by using the relevant sticker (water, fuel, waste) included in each fill's packing. They are made of highly resistant plastic and are available in 38mm and 50mm diameter.



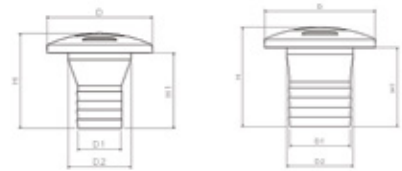
Deck Filler with Cap

Code	Tube Diameter (mm)
99567	38 (1-1/2")
99568	50 (2")



Deck Filler with Chrome Plated Cap

Code	Tube Diameter (mm)
70594	38 (1-1/2")
70595	50 (2")



38 (1-1/2")

50 (2")

Hose diam. D1 (mm/inch)	H (mm)	H1 (mm)	diam. D (mm)	Cut out D2 (mm)
38 (1-1/2")	84	66	92	55
50 (2")				

## Sensors & Gauges

### Sensor for Fuel & Water Tanks

(12/24V, St.Steel 316, SAE5)



Code	Use Type	Height (mm)	Impedance (Ohm)	Suitable for	
197347	Fuel & Water	150	0 - 190	Sogliola - Diablo H230mm	
197348		200		Ercole - Bora	
197349		250		Diablo H305mm	
197350		300		For custom made tank	
197351		350			
197352		400			
197353		450			
197354		500	240 - 33	For custom made tank	
197355		600			
197356		150			Sogliola - Diablo H230mm
197357		200			Ercole - Bora
197358		250		Diablo H305mm	
197359		300		For custom made tank	
197360		350			
197361	400				
197362	450				
197363	500				
197364	600				



### Sensor for Waste Tanks

(12/24V, St.Steel 316, SAE5)

Code	Use Type	Height (mm)	Impedance (Ohm)	Suitable for
197365	Waste Water	150	240 - 33	Diablo
196911		233		Blizzard - Diablo
197367		350		For custom made tank
196909		480		Zefiro 40lt
196910		690		Zefiro 60lt



Fuel



Diesel

### Sender for Fuel or Diesel Tanks (12/24V, St.Steel 316, SAE6)

Code	Use Type	Height (mm)	Impedance (Ohm)	Suitable for
197070	Fuel	195	0 - 190	For custom made tank
197077		233		
197180		272		
197068		293		
197066		315		
197067		330		
197073	Diesel	195		
197075		233		
197076		293		



### Gauge for sensors 12/24V, Ø52mm, Black

Code	Use Type	Impedance (Ohm)
197341	Fuel	0 - 190
197342		240 - 33
197343	Water	0 - 190
197344		240 - 33
197345	Waste	0 - 190
197346		240 - 33

## Portable & Flexible Tanks Accessories



43901

Universal base with strap  
External Dimensions 485x340x35mm  
Internal Dimensions 470x320mm



43895

Strap for Fixing Fuel Tank - Battery Box, Length 1.30 m  
It includes hasps and plastic buckles for the strap




43897

Bracket for Battery Box/Fuel Tank, with Strap 1,50m



Connector for Tank Vent

Code	Hose Diameter (mm)
44567	16
44568	20



44179

Handle for Portable Fuel Tank, L.310mm, Black



44469

Pick-up Tube w/Filter & Pipe Connector Ø1/4"



45301

Filler Cap with Vent for Portable Fuel Tanks



45415

Spout for Jerrycans



Connector for Line  
Ø8mm, Plastic

Code	Description
43451	1/4"



72133

Inlet Elbow Fitting for Ø38mm hose, 1 1/2" thread tightening ring, black



NEW

72134

Outlet Elbow Fitting for Ø12mm hose, 1 1/2" thread tightening ring, black



197493

Cap 1/2" thread



02022

Valve for water tanks and air chambers



**Nuova Rade**

*Marine - Plastics Technology Experts*

Fuel line Accessories

Outboard Engines Accessories

Battery Boxes & Accessories

Storage Bottles

Bailers & Funnels

**NEW**



Set 7 Keys Kill Switch

**Engine**



**Fuel Primer Bulb with Ø8mm Hose**

Code	Material	Diameter (mm)	Hose Length (m)	Bulb Code
45386	PVC	39	2	44476
31958		45		31957



**Fuel Primer Bulb with Hose Ø8mm**

Code	Material	Diameter (mm)	Hose Length (m)	Filter	Bulb Code
45387	Rubber	45	2	No	31957
45388			3	Yes	



**Fuel Primer Bulb**

Code	Diameter (mm)	Length (mm)	Hose Diameter (mm)
44476	39	130	8
31957	45	150	




**Fuel hose Length 50m**

Code	Material	Internal diameter (mm)	External diameter (mm)
37338	Polyurethane	7	12
37339	PVC	7	13
39311	Polyurethane	10	16



**Plastic Ties**  
Hydrocarbon Resistant

Code	Colour	Length (mm)	Width (mm)	Max Diameter (mm)
43816	Black	120	4	28
43824		200	5	51
43830		360	5	112
43815	White	120	4	28
43822		200	5	51
43829		360	5	112




**Fuel Valve 2-way, Hose Ø10mm**

Code	For engines
43707	OMC - JOHNSON - EVINRUDE.
43708	YAMAHA - MARINER - MERCURY - HONDA.




**44631**  
Fuel Valve Shut-off for Hose Ø8mm



**45186**  
Fuel Valve Holding Bracket (Pair)

## Suzuki / Chrysler



**31950**  
Fuel Line Tank Female connector with Ø8mm barb >60 CV, chromed brass



**31943**  
Fuel Line Tank Female connector with Ø8mm barb, chromed brass



**31946**  
Fuel Line Tank Male connector with 1/4" NPT >60 CV, chromed brass

# Engine

## Fuel line Accessories

### Mercury 1998 > / Mariner



**43308**  
Fuel Line Tank Male  
connector with Ø9,5mm barb



**31951**  
Fuel Line Tank Female  
connector with Ø9,5mm barb



**43314**  
Fuel Line Tank Male  
connector with Ø8,5mm barb



**31942**  
Fuel Line Tank Female  
connector with Ø9,5mm barb



**43324**  
Fuel Line Tank Male connector  
with Ø10mm barb, double



**43322**  
Tank Male connector  
with 1/4" NPT barb

### Yamaha



**43314**  
Fuel Line Tank Male  
connector with Ø8,5mm barb



**31942**  
Fuel Line Tank Female  
connector with Ø9,5mm barb



**43324**  
Fuel Line Tank Male connector  
with Ø10mm barb, double



**43322**  
Tank Male connector  
with 1/4" NPT barb

### OMC / Johnson / Evinrude



**31941**  
Fuel Line Tank Female  
connector with Ø9,5mm barb



**43333**  
Fuel Line Tank Male connector  
with Ø10mm barb, double



**43331**  
Tank Male connector  
with 1/4" NPT barb



**43329**  
Fuel Line Tank Male  
connector with Ø6,5mm barb

### Honda



**43301**  
Fuel Line Tank Female  
connector with 9,5mm barb

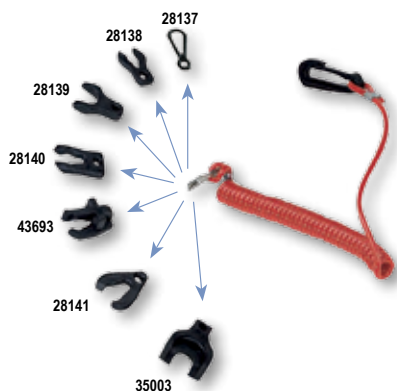
### Tohatsu / Selva



**31956**  
Fuel Line Tank Male  
connector with Ø8mm barb



**31952**  
Fuel Line Tank Female  
connector with Ø8mm barb



### Set of Kill Switch Key with Coil Lanyard

Code	For Motors
28137	Mariner/ Mercury
28138	Mariner/ Suzuki / Johnson (4 strokes)
28139	Tohatsu
28140	Honda / OMC
43693	OMC / Johnson - Evinrude
28141	Yamaha
35003	OMC



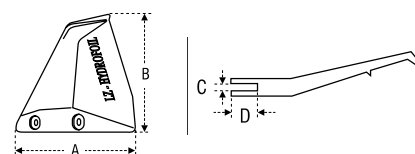
**198044**  
Set 7 Keys Kill Switch

### LZ-Hydrofoils

The LZ torque control system ensures the ultimate in precise and effortless steering.

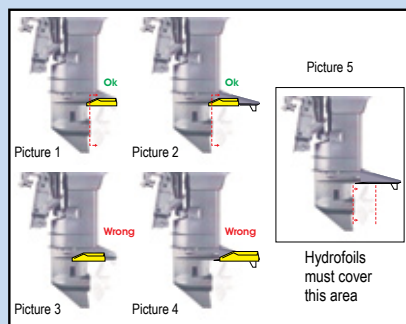
The features that count:

- Lower fuel consumption
- Straight tracking
- Excellent steering at low speeds
- Smoother ride
- Maximum lift
- Reduced planing time
- Increased stability
- Reduced cavitation
- Effortless installation
- Stainless mounting hardware included



Code	For engines	A(mm)	B(mm)	C(mm)	D(mm)
10121	4HP to 50HP	185	180	5	23
10122	50HP and Over	270	240	7	30

- Secure mounting with bolts
- For use on outboard motors



**Use:** Hydrofoils are specially designed wings which increase a motor's performance. They are available in two sizes, for 4HP to 50HP motors and for over 50HP. They are placed just above the propeller. By using the hydrofoils, fuel consumption is decreased, navigation is much smoother, stability is increased and at the same time offer a maximum lift, reducing cavitation. Hydrofoils also help the boat to easily trim.

**Instructions of Use:** Hydrofoils are fixed above the propeller on the cavitation plate and they are attached with stainless steel screws. The hydrofoils are fully adjustable for a smoother ride.

#### Mounting the hydrofoils on the outboard

The basic rule regarding the position of the hydrofoil is right above the propeller on the cavitation plate. The ideal position is for the hydrofoils to be mounted two centimetres before the propeller (see picture 1 and 2) and thus covering it completely (see picture 5). In this way, when the propeller starts to spin, most of the water will be pushed against the hydrofoil, thus maximising the steering and planning capabilities. If the hydrofoil is mounted too far ahead (see picture 3), then only a small amount of water will be pushed against it or if it is mounted too far at the back (see picture 4), then the maximum power of the water will be lost before the hydrofoil.

**Replacement:** These products do not need any maintenance. However, if you notice any cracks in one or both hydrofoils you should replace them. Also, if at any point you notice excess vibrations on the steering wheel or outboard motor, you should replace the hydrofoils immediately.



**98749**  
Outboard Engine Flusher, Oval



**98748**  
Outboard Engine Flusher,  
Rectangular



**47086**  
Outboard Engine Flusher, Double Intakes, Large  
Length 280mm, Diam. Ø16mm




### Tiller Extension for Outboard Engine

Code	Length (cm)
27117	65
27118	100
27119	80-111 Telescopic


# Engine

## Battery Boxes & Accessories




**196508**  
Battery box up to 80Ah

Designed for small batteries. Complete with fastening strap and hasp.  
External dimensions (L x W x H) : 340 x 230 x 250 mm  
Internal dimensions (L x W x H) : 280 x 195 x 230 mm



**195539**  
Battery box up to 100Ah

Acid resistant polypropylene. Comes with strap.  
External dimensions (L x W x H) : 431 x 257 x 256 mm  
Internal dimensions (L x W x H) : 339 x 199 x 224 mm



**17518**  
Battery box up to 120Ah

Acid resistant polypropylene. Comes with strap and inside partition.  
External dimensions (L x W x H) : 470 x 225 x 255 mm  
Internal dimensions (L x W x H) : 385 x 175 x 225 mm



**43901**

Universal base with strap  
External Dimensions 485x340x35mm  
Internal Dimensions 470x320mm



**43895**

Strap for Fixing Fuel Tank - Battery Box, Length 1.30 m  
It includes hasps and plastic buckles for the strap



**43897**

Bracket for Battery Box/Fuel Tank, with Strap 1,50m



**43760**

Protection covers for battery terminals

## Storage Bottles

### Storage Bottles

To store safety equipment, medicine or personal belongings. Silicone gasket for optimum water resistance. Possibility to add a carrying rope.



Code	Capacity (lt)	Diameter (mm)	Height (mm)
39642	6	240	195
39643	8		260
39644	12		380
39645	15		440

## Bailers & Funnels



**26897**

Oil Measurer  
Diam. Ø58mm, Height 120mm



**31354**

Funnel Flexible with Filter & Extension  
Diam. Ø145mm




**27480**

Funnel with Filter  
Diam. Ø180mm, Height 240mm




**37350**

Extension for Funnel 27480  
Length 250mm




**44676**

Bailer Rigid, Red  
365 x 110 mm (L x W)



**44680**

Bailer Rigid, White,  
410 x 220 mm (L x W)



**16207**

Bailer Flexible, Floating, Petrol Blue,  
190 x 135 mm (L x W)



**44679**


Bailer SVEZIA, Red,  
320 x 160 mm (L x W)



**44677**

Bailer Funnel with Filter,  
290 x 110 mm (L x W)

**NEW**



**11919**

Bailer for water removing,  
2,5lt, 158x128x215mm,  
orange





# Nuova Rade

*Marine - Plastics Technology Experts*

**Marine Toilets & Accessories  
Water Hoses & Hose Clamps**

**Faucets**

**Deck Shower**

**Deck Cases**

**Pumps**

**Float Switches**

**Shower Sump System**

**Thru-hulls**

**Thru-hull Accessories**

**Ball Valves**

**Drain Sockets**

**Ventilation**

**NEW**



**Electric & Manual  
Marine Toilets**

**NEW**



**Faucet**

**NEW**



**Solar Vents**

# Plumbing & Ventilation



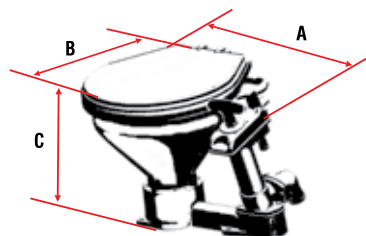
# Plumbing & Ventilation

## Marine Toilets & Accessories



### Marine Manual Toilets LT-0 & LT-1

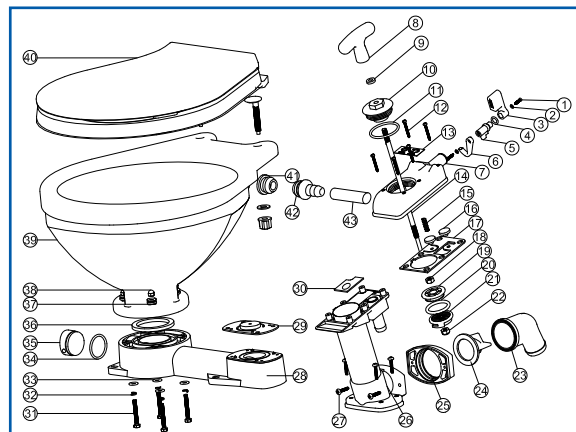
The LT-0 and LT-1 toilets are especially designed for long term use. They are available in two sizes compact (LT-0) and regular (LT-1). Both can easily be installed above or below the waterline. If they are installed below the waterline, it is necessary to use an anti-siphon loop to prevent water inflow into the interior. Furthermore, these toilets can be installed with the pump either at the right or the left side of the porcelain bowl. The valves have been designed for a longer and more reliable service life. The drain plug has been designed with a quick fit locking mechanism for easier and more effective drainage of the toilets. All the parts are made of corrosion resistant materials.



Code	Description	Dimensions (mm)		
		A	B	C
11510	LT-0	450	420	340
11412	LT-1	485	480	340

### Kits Available for Marine Manual Toilets

Code	Description	Key
11451	Kit E, Base to Bowl Mounting Kit	28,31,32,33,34,35,36,37,38
11447	Kit A, Major Service Kit for manual toilet LT-0 & LT-1	4,9,10,11,16,17,20,24,29
11535	Assembled Spare Pump for Manual Toilet LT-0 & LT-1	1,2,3,4,5,6,7,8,9,10,11,12,13,14,15,16,17,18,19,20,21,22,23,24,25,26,27,29,30

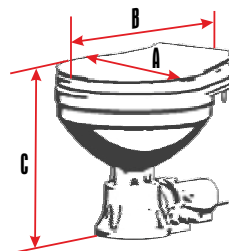


### Electric Marine Toilet LT-0E & LT-1E

Electric toilets LT-1E and LT-0E, can be supplied as either 12V or 24V and have been designed to make your life on-board easier, because of their self-priming double action pumps. By just pushing the on/off switch, which can be installed anywhere in the toilet cabin, you activate the pump and while fresh water rinses in the bowl, the macerator grinds up and pumps out the waste.

The LT electric toilets can be easily installed, either above or below the waterline. Please note that when they are installed below the waterline, it is necessary to use an antisiphon loop for preventing water inflow into the interior. Furthermore, the toilets are supplied, either with a compact (LT-0E) or a regular bowl (LT-1E). Additionally, the LT toilets have been designed with a quick fit locking mechanism, which allows you to easily remove the pump's base, in order to clean the exposed waste surfaces. All parts are made of corrosion resistant materials.

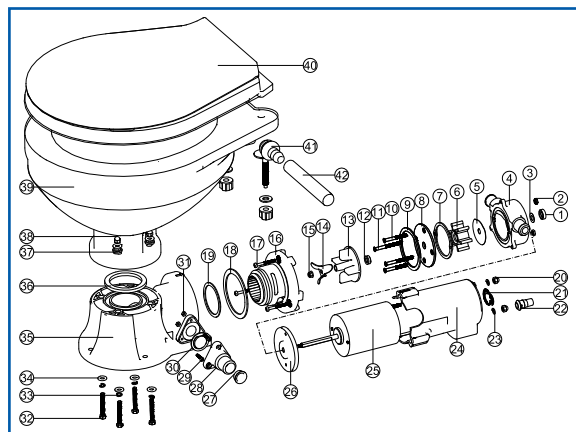
Code	Description	Rate Voltage (Volt)	Load Current (Amps)	Dimensions (mm)		
				A	B	C
11874	LT - 0E	12	12-15	325	420	375
11875		24	6-8			
11876	LT - 1E	12	12-15	365	480	385
11877		24	6-8			



You can install the pump in four different positions.

### Kits Available for Electric Marine Toilets

Code	Description	Key
11879	Repair kit for the electric toilets 24V, LT-0E & LT-1E	1 to 36
11878	Repair kit for the electric toilets 12V, LT-0E & LT-1E	1 to 36



### Repair kit for LT electric toilets

Code	For Toilets	Voltage (V)
11879	11875 11877	24
11878	11874 11876	12



NEW

### Anti-vent loop connection, nylon

An anti-vent loop connection is required when the toilet installation is below the waterline. This prevents water inflow into the interior. The Lalizas anti-vent loop connection is made of ABS and is available in two different sizes.



**NEW**

Code	Ext. Diameter (cm)
90184	1,9
90185	3,8

### Disinfectant Sanitizing Release Unit DSRU

The DSRU is a unit that keeps your toilet bowl clean and free from limescale. The unit should be attached to the pipe, where water flows from the flush pump to the toilet. As water is pumped towards the bowl it sucks a quantity of the disinfectant inhibiting limescale, it also colours the water (green or blue) and deodorizes. Each unit is supplied with two tablets, 'Marine' (blue) and 'Pine' (green) scent respectively. The tablets are also sold separately, but the DSRU is designed to fit any tablet in the market smaller than 30x30x40mm.

The DSRU is very easy to install, requires minimum maintenance and has a discreet and compact design.



**NEW**

Code	11865
------	-------



**NEW**

11866

Spare Disinfectant Tablets for 'DSRU'  
Marine, & Pine (2 Tablets)

## Water Hoses & Hose Clamps

### Liquid discharge and water delivery hose, PVC, Retin/TR

**NEW**



Code	Internal thread	Packing (m)
99485	13mm, 1/2"	60
99486	16mm, 5/8"	
99487	19mm, 3/4"	

### Liquid discharge and water delivery hose pvc clear with internal spiral, Alimpomp/TR

**NEW**



Code	Internal Diameter	Packing (m)
98566	13mm, 1/2"	60
97879	15mm, 5/8"	
99484	19mm, 3/4"	
97880	25mm, 1"	30
99483	32mm, 1 1/4"	
98565	38mm, 1 1/2"	

### Nuova Rade Heavy-Duty Hose Clamp INOX 316

Nuova Rade hose clamps are designed for heavy-duty secure hose connections, such as with exhaust hoses. They are made of Stainless Steel 316 for the ultimate resistance to corrosion. They also feature smooth imperforated band surface and rolled edges, so as to prevent hose damage. Sizes varying from 29mm to 175mm, with band spreads from 2mm to 12mm and width from 20mm to 26mm depending on the model, will guarantee that you will find the one suitable for your boat's hoses.

**INOX 316**

Code	10283	10284	10285	10286	10287	10288	10289	10290	10291	10292	10293	10294
Width(mm)	20	22	22	22	22	22	22	24	24	24	24	24
Diameter(mm)	40-43	44-47	47-50	52-55	56-59	60-63	64-67	68-73	74-79	80-85	86-91	92-97

Code	10295	10296	10297	10298	10299
Width(mm)	24	24	24	24	26
Diameter(mm)	98-103	104-112	113-121	122-130	131-139

	DIN	AISI/AS	BS	AFNOR NF	SUS
Hose clamps	1.4401	316	316S16	Z6CND17.12	316
Screw	1.4401	316	316S16	Z6CND17.12	316



**NEW**

### Nuova Rade Hose Clamp INOX 316 & 304

Nuova Rade hose clamps are especially designed for marine use, with band, housing and screw all made of Stainless Steel for extra resistance to corrosion. They feature fixed housing and bevelled edges, whereas the complete smoothness of the internal surface will definitely protect from any kind of hose damage. Nuova Rade hose clamps are available in various sizes from 8mm to 140mm with band spreads from 8mm to 20mm and width of 9mm or 12mm depending on the model and in two types depending on their material, stainless steel 304 and 316.

**INOX 316**

Code	11113	11115	11117	11119	11121	11123	11125	11127	11130
Width(mm)	9				12				
Diameter(mm)	8-16	16-25	25-40	20-32	32-50	50-70	70-90	90-110	120-140

**INOX 304**

Code	11479	11481	11483	11484	11486	11489	11490
Width(mm)	9						12
Diameter(mm)	8-16	16-25	25-40	16-27	25-40	50-70	60-80

**NEW**



	DIN	AISI/AS	BS	AFNOR NF	SUS
Hose clamps	1.4401	316	316S16	Z6CND17.12	316
Screw	1.4401	316	316S16	Z6CND17.12	316
Hose clamps	1.4301	304	304S15	Z6CN18.09	304
Screw	1.4301	304	304S15	Z6CN18.09	304

# Plumbing & Ventilation

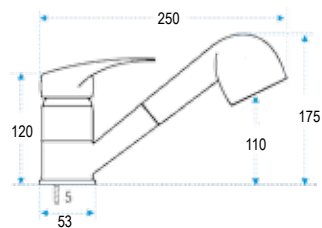
## Faucets

99960  
Faucet, with adjustable spray  
& shower tube 150cm

**NEW**



Dimensions are in mm



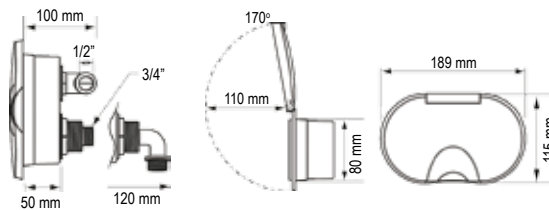
## Deck Shower



### Case with Cold Water Tap & Outlet, with Lid, White

- Includes :
- Sea water outlet with quick female connector.
  - Cold water tap + "T" connector.
  - St. steel threaded hose.

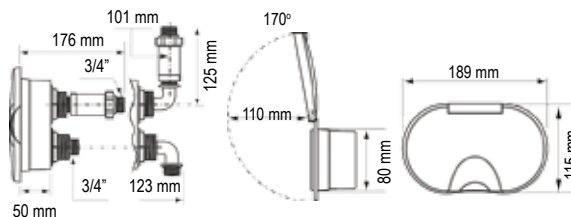
Code	Connector	Cover Colour
54607	Straight	White
54609	Elbow	
54610	Elbow	Chrome



### Case with Water Inlet/Outlet, with Lid

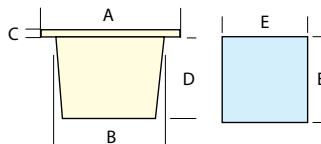
Sea water outlet/Fresh water inlet with quick connectors.

Code	Connector	Cover Colour
54611	Straight	White
54612	Straight	Chrome
54613	Elbow	White



### Case with Cold Water Tap, with Lid

Code	Colour Case
196393	White
196397	Cream



A (mm)	B (mm)	C (mm)	D (mm)	E (mm)
95	75	9	55	95



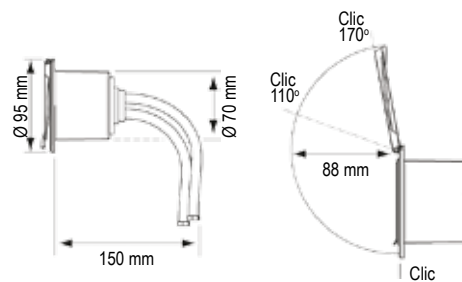
### Case with Mixer Tap, with Lid

Code	Colour Case
196392	White
196396	Cream



### Case with mixer tap

Code	Water Tap	Connector	Cover Colour
46206	Mixer	20 cm 3-hose connectors	Chrome
47676	Mixer	20 cm 3-hose connectors	White





**Case Twin For Shower & Water Tap, with Lid**

Code	Cover Colour
55800	White
196686	Cream
55801	Chrome



**Mixer Water Tap (Cold/Hot)**

Code	Connector	Colour
45601	20 cm 3-hose connectors	Chrome

### Case with Fresh Water Inlet with Lid

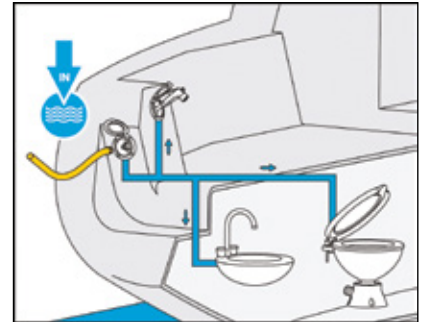
Nuova Rade fresh water inlet is the perfect connection between the boat's water network and the shore water supply. It is then easy to cook or have a shower when at the dock, without using water from the tanks. (Not suitable for filling the water tanks).

The complete set (47812-5) includes :

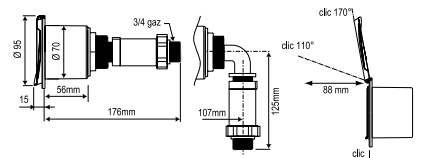
- An ABS housing with splashproof cover
- A pressure regulator which accepts up to 5 bar working pressure, compatible with most appliances and equipment on board.
- A non-return valve
- A male quick-coupling fitting for garden hose connection
- Male 3/4" threaded connector to the boat's water system

The complete set (58131) includes :

- An ABS housing with splashproof cover
- A male quick-coupling fitting for garden hose connection
- Male 3/4" threaded connector to the boat's water system
- Metal Pressure regulator with cloth diaphragm valve, adjustable from 1,5 to 5 bar.
- Maintenance free, robust construction with silent operation (no vibration).
- Max. inlet pressure: 15 bar.
- Max. temperature: 70°C
- Corrosion preventing DZR brass body.
- Factory preset (4 bar at zero discharge for 3 bar working).
- Diaphragm and seals EPDM & NBR.
- Slotted adjusting screw that can be turned with a flathead screwdriver
- Female 1/4" pressure gauge outlet



Code	Connector	Cover Colour	Pressure Regulator
47812	Straight	White	Plastic up to 5 Bar
47813	Elbow		
47814	Straight	Chrome	
47815	Elbow		
58131	Elbow	White	

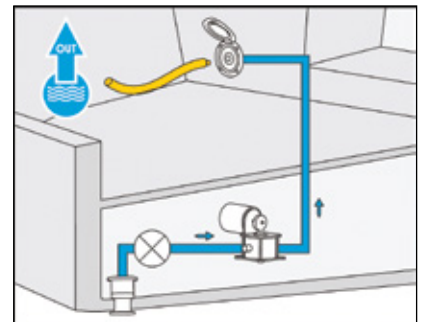


### Case with Sea Water Outlet with Lid

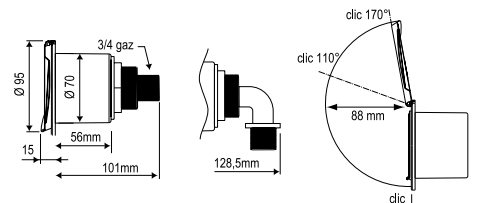
Used in conjunction with a pump and thru-hull fitting, the sea water outlet produces pressure sea water on the deck (to wash the deck or rinse the fish). Also perfectly suitable with fresh water.

The complete set includes :

- An ABS housing with splashproof ASA cover
- A female quick-coupling fitting for garden hose connection. Features a non-return valve
- Chrome brass construction with stainless steel lugs, for optimum corrosion resistance
- A locking flange
- Male 3/4" threaded connector to the boat's water system



Code	Terminal	Cover Colour
47816	Straight	White
47817	Elbow	
47818	Straight	Chrome
47819	Elbow	



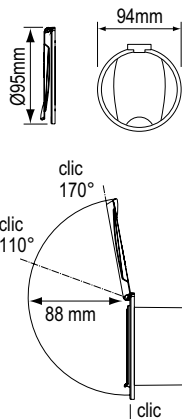
# Plumbing & Ventilation

## Deck Shower



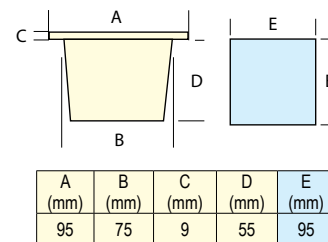
Case for water tap with lid, Round

Code	Cover Colour
42576	White
46171	Chrome



Case for water tap with lid, square, white

Code	Colour Case
196391	White
196395	Cream



A (mm)	B (mm)	C (mm)	D (mm)	E (mm)
95	75	9	55	95

### Case with shower, water tap and lid

Specifically designed to combine two functions in one single housing, they allow major room saving and easy access. In addition to their simplified installation process, they have been engineered to combine optimum comfort, durability and absolute safety.

Available with white or chrome cover, the housing fits in any deck or transom to give the boat a clean uncluttered look and can be mounted vertically or horizontally.

Supplied with drilling template.

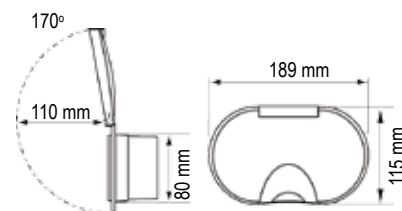
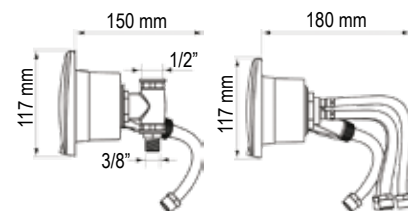


54601



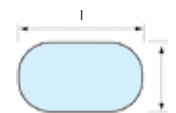
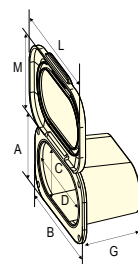
54604

Code	Water Tap	Connector	Shower Head	Hose (m)	Cover Colour
54601	Cold	"T"	White	3	White
54604	Mixer	20cm 3-hose	White		
54605	Mixer	20cm 3-hose	White		
54606	Mixer	20cm 3-hose	Chrome	3	Chrome



Case with shower & mixer tap and lid with gasket

Code	Hose (m)	Colour
196409	3	White
196410	5	
196411	3	Cream
196412	5	

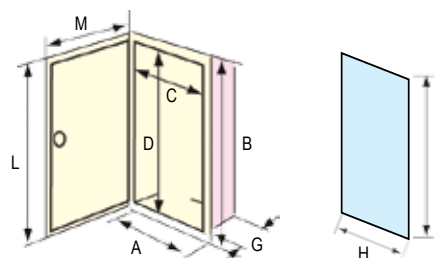


A (mm)	B (mm)	C (mm)	D (mm)	G (mm)	H (mm)	I (mm)	L (mm)	M (mm)	R (mm)
99	170	75	144,5	73,5	75	145,5	177,5	111,5	75



Case Side-mount, with Shower

Code	Water Tap	Lid	Hose (m)	Cover Colour
196469	Mixer	Yes	3	White
196470	Mixer	Yes	5	
44297		No	3	
44298		No	5	
196421	No	Yes	3	
196422	No	Yes	5	
50015		No	5	Cream

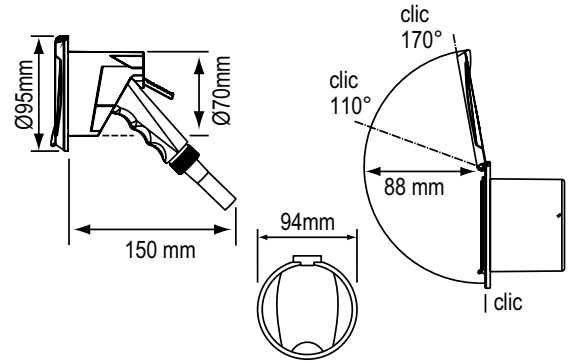


A (mm)	B (mm)	C (mm)	D (mm)	G (mm)	H (mm)	I (mm)	L (mm)	M (mm)
164	237	110	183	95	114	187	247	186



Case with shower spray and lid

Code	Shower Head	Hose (m)	Cover Colour
46303	White	3	White
46304	Chrome	3	Chrome



Shower head with hose  
For flushmount installation on the deck or as transom shower.

Code	Hose (m)
55913	3
55914	5



Shower Hose Braid  
1/2"-3/8"

Code	Hose (m)
45599	3
196086	5



Shower head, ABS, Short  
1/2" threaded shower head with trigger.

Code	Colour
196481	Chrome
45598	White



Shower head, ABS, Long  
1/2" threaded shower head with trigger.

Code	Colour
196480	Chrome
47083	White



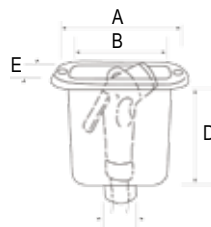
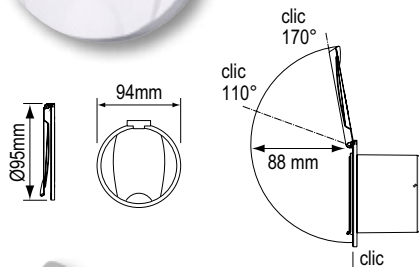
Shower Head, Long, Brass  
1/2" Thread w/o Hose

Code	Colour
198041	Chrome



Case for Shower Head,  
Round, with lid

Code	Cover Colour
42575	White
46170	Chrome



A (mm)	B (mm)	C (mm)	D (mm)	E (mm)
125	87	30	97	90

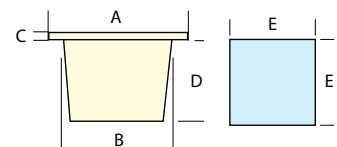
37214  
Case for Shower Head,  
Square, with Lid



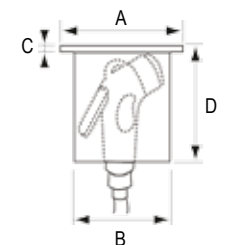
Case for Shower Head,  
Square, with lid

Code	Cover Colour
196399	White
196401	Cream

A (mm)	B (mm)	C (mm)	D (mm)	E (mm)
95	75	9	75	95



35791  
Case for Shower Head,  
Round, with Lid



A (mm)	B (mm)	C (mm)	D (mm)
88	66	5	80

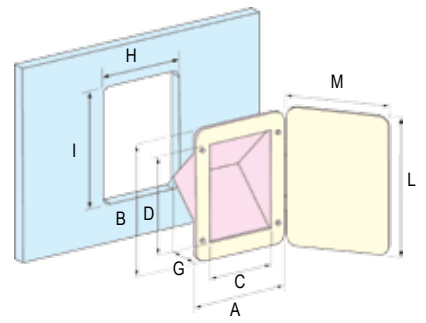
# Plumbing & Ventilation

## Deck Cases



Cases with Deck filler

Code	Use	Hose Ø (mm)	Colour	A (mm)	B (mm)	C (mm)	D (mm)	G (mm)	H (mm)	I (mm)
44306	Water	38	White	145	191	110	155	80	100	114
50023	Fuel									
50025	Diesel		Cream							
50024	Fuel									



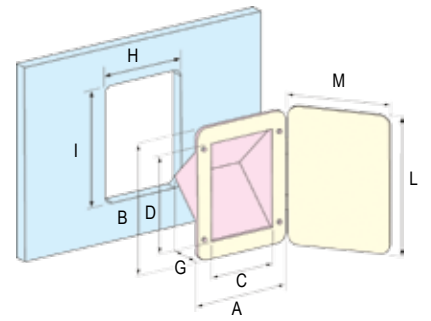
Cases with Deck filler with lid

Code	Use	Hose Ø (mm)	Colour	A (mm)	B (mm)	C (mm)	D (mm)	G (mm)	H (mm)	I (mm)	L (mm)	M (mm)
196419	Water	38	White	145	191	110	155	80	114	100	200	165
196417	Fuel											
196418	Diesel											
196415	Fuel	50										



Cases for Deck filler

Code	Colour	A (mm)	B (mm)	C (mm)	D (mm)	G (mm)	H (mm)	I (mm)
44302	White	145	191	110	155	80	160	144
647442	Cream							



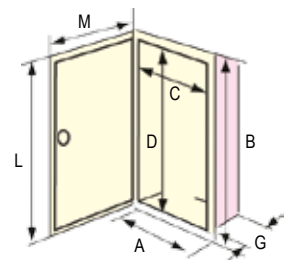
Cases for Deck filler with Lid

Code	Colour	A (mm)	B (mm)	C (mm)	D (mm)	G (mm)	H (mm)	I (mm)	L (mm)	M (mm)
196414	White	145	191	110	155	80	144	160	200	165




Cases for Shower

Code	Colour	A (mm)	B (mm)	C (mm)	D (mm)	G (mm)	H (mm)	I (mm)
44301	White	145	191	110	155	80	114	160



Cases for Shower with Lid

Code	Colour	A (mm)	B (mm)	C (mm)	D (mm)	G (mm)	H (mm)	I (mm)	L (mm)	M (mm)
196420	White	145	191	110	155	80	114	160	200	165
196471		165	237	110	183	95	114	187	247	186



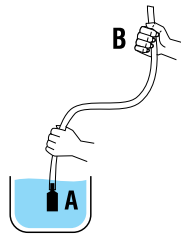
✳ Special colours available upon request.



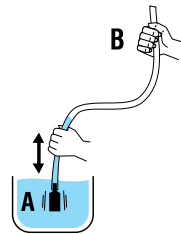


**Hose Pump, Manual Suction,  
length 160cm, White**

Code	Diameter (mm)
70002	12,5
70003	25

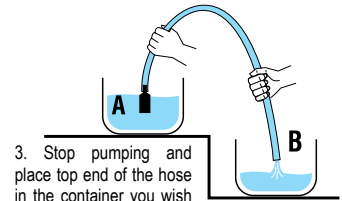


1. Place the bottom end A of the hosepipe into the tank with the liquid that you wish to pump out and hold the top end B of the hosepipe upright



2. Shake the bottom end of the hose vigorously up and down until the liquid rises in the hose, continue pumping until the liquid passes balance level

**ATTENTION:** Make sure that the empty container is placed below the level of the container you wish to empty



3. Stop pumping and place top end of the hose in the container you wish to fill and the liquid will flow automatically

**SUITABLE FOR PETROL  
- DIESEL - WATER**

### Diaphragm Bilge Hand Pump

Ideal for use where battery power is not available or as a backup to electric pumps, the diaphragm bilge hand pump is easy to use and has a capacity of 6,5 gallons at 60 strokes. It features a built-in non-return valve, which can be easily removed with the quick release clip and two-position handle for convenient use, depending on your requirements. Additionally, its outlet connection allows the use of either a 3/4" or a 1" hose.

Code	31342
------	-------



**A. Horizontal Position**



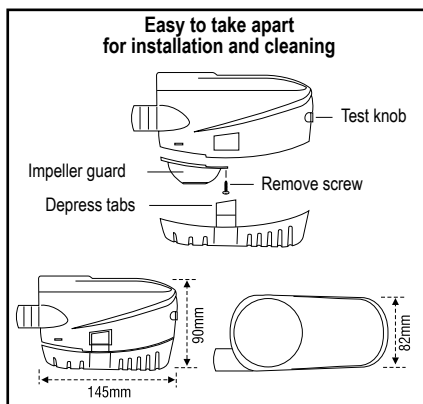
**B. Vertical Position**



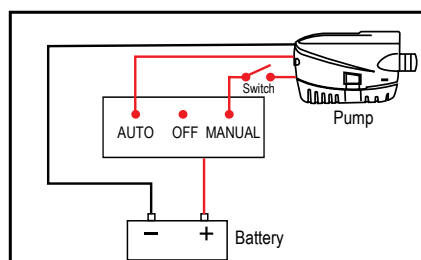
**31339  
Service Kit  
for Hand bilge pump 31342  
(includes diaphragm,  
flapper valves, gasket)  
Code.....31399**

### Submersible Automatic Bilge Pump

The Submersible Automatic Bilge Pump combines quality and ease of use in one device. It has a built-in automatic float switch which activates the pump when the bilge water rises, thereby allowing the pump to operate even when the boat is unattended. The pumping capacity is 600GPH through a 19mm (3/4") hose. The pump also features a manual test button that allows you to test the level switch, as well as, the pump. Additionally, it has a snap on strainer base making installation and maintenance simple. The pump housing is made of durable ABS plastic. 12V DC. Fuse 10A.



Code	GPH
31150	600

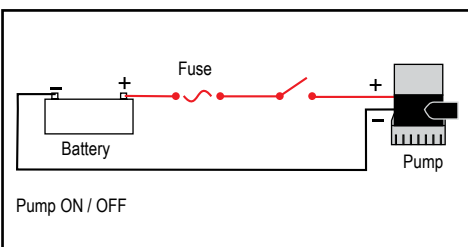
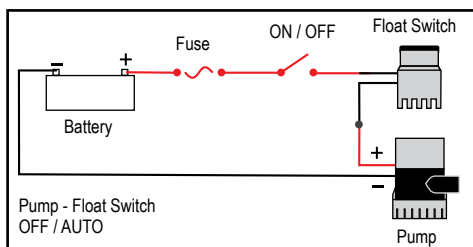
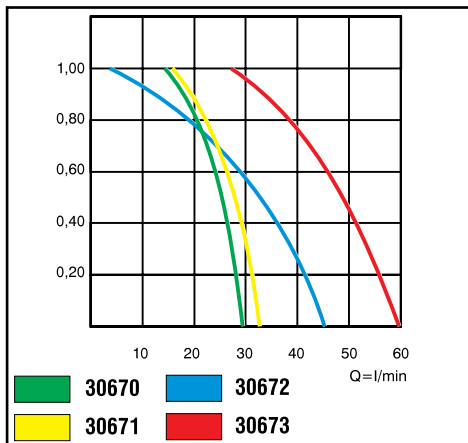
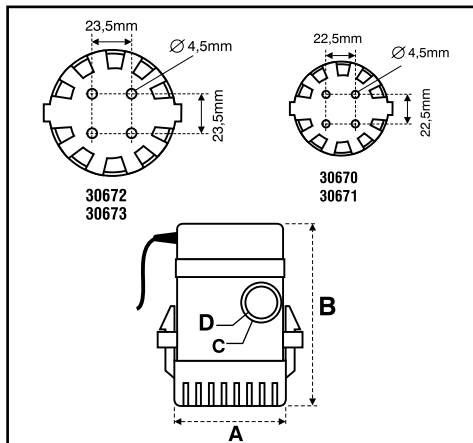


# Plumbing & Ventilation

## Pumps

### Submersible Bilge Pumps

The 12V submersible bilge pumps are made of shock resistant ABS plastic and powered by the world's best compact motor. The snap-on strainer base makes installation a simple procedure. These reliable pumps are available in four sizes from 500GPH to 1000GPH.



Code	30670	30671	30672	30673
GPH	500	600	700	1000
A(mm)	60	60	70	70
B(mm)	90	90	95	95
C(mm)	20	20	25	30
D(mm)	15	15	20	25



Pump Diaphragm

Code	Model	Flow Rate	Length (mm)	Width (mm)	Height (mm)
196861	24V	19 L/min	300	160	130
196862	12V				



56082



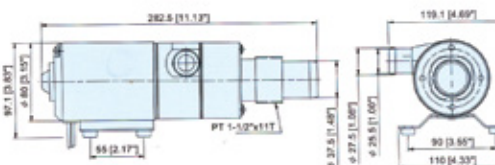
53432

Water Pump

Code	Model	Flow Rate	Length (mm)	Width (mm)	Height (mm)
56082	12V	8 L/min	210	110	120
53432		12,5 L/min	210	108	98

Waste Pump with Macerator

Code	Model	Flow Rate	Length (mm)	Width (mm)	Height (mm)
94562	12V	50 L/min	210	110	120
94563	24V		210	108	98

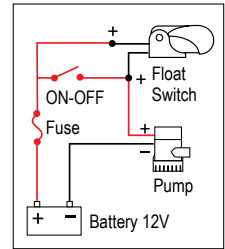


### Automatic float switch, DC 12V/24V, 15A max

This float switch is designed for the automatic control of electrically driven bilge pumps. Designed with a reliable rolling-ball and switch system that prevents rapid on/off cycling found on some switches and is safer than mercury switches. When water lifts the chamber buoy up to 6cm, the switch automatically turns the bilge pump on until the bilge is emptied. This automatic float switch has a plastic housing.

Code	91549
------	-------

**NEW**



**Power:** 12V/ 24V, **Fuse:** 15A max, **Material:** ABS plastic, **Dimensions:** L 11cm W 7cm H 6.5cm

### Environmental Electronic Level Switch E.E.L.S.

The Environmental electronic level switch is the latest in innovation, as it operates with an electronic sensor, instead of the air pressure or any moving parts. It has been designed to sense the water level with great precision and accuracy, thus offering you the best possible result. One of the most important advantages of the E.E.L.S is that it is environmentally friendly. Lalizas designed this switch to operate only when it senses water. If there are quantities of hydrocarbons, such as oil, it switches the bilge pump off, thus preventing any pollution. Mounted vertically to the hull, the E.E.L.S is connected inline with bilge pump(s) even of higher potency. Also its compact design allows a far greater freedom of movement. On the other hand, in inboard vessels the minimum space it occupies, leaves more loading space and the hatch space intact. Other features of note are the insulated electrical contacts, casing from durable Nylon and ABS plastic, 100% impermeability to water.

#### Technical characteristics

The Electronic Level Switch can be used with any bilge pump up to 20A. The Electronic Level Switch has the following electrical characteristics:

**Voltage:** 12V DC

**Connection to the main circuit:** Inline

**Maximum Amperage:** 20A.

#### How to connect the Electronic Level Switch

Connect a switch for the activation of the automatic operation of the bilge pump inline to the positive pole of the battery. You should also connect inline a fuse, according to the amperage of the bilge pump and up to 20A max (See manufacturer's instructions). The wires of the Electronic Level Switch which are connected to the poles of the battery are RED (+) and BLACK (-). The other pair of wires, BLACK (-) and BLUE (+) are connected to the negative and positive pole of the bilge pump respectively.

#### ATTENTION!

It is necessary that you follow the polarity when making the connections, otherwise you run the risk of producing a short circuit leading to damage your Electronic Level Switch. Please check the polarity before activating your new Float Switch.

#### WIRING

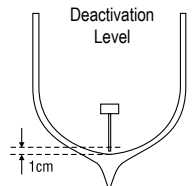
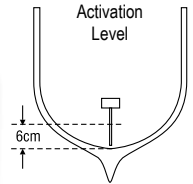
Black: Negative (-)

Red - Blue: Positive (+)

Black - Red: Connection to the battery

Black - Blue: Connection to the Bilge Pump

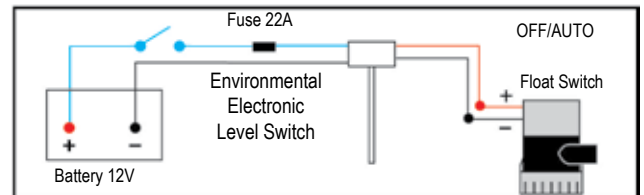
**NEW**



Code	31010
------	-------



**EASY MOUNTING**




## Shower Sump System

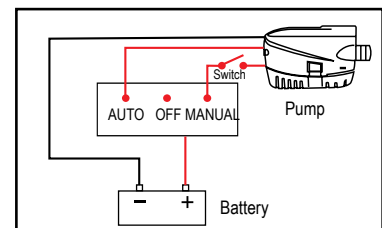
### Shower Sump System LSU 600, 12V

Designed especially for use on boats with built-in sink, shower or tub, the LSU 600 will pump all water out of the drain and into the tank. It is compact and can be mounted either against the floor or against the walls, in which case the two legs can be cut off. It has a built-in automatic bilge pump that will start operating as soon as the float switch senses water. Additionally, it features a filter, which can be easily serviced by removing the top transparent cover and a non-return valve at the outlet hose. The LSU 600 case is made of resistant plastic and the lid from acrylic. Its power consumption is limited to 1,5A at 12V. The LSU 600 System has 3 inlet hoses (2 of 19,1mm (3/4") and 1 of 25,4mm (1")) and 1 outlet hose with non-return valve for hose of 19,1 (3/4") and 25,4mm (1") in diameter.

**NEW**



Code	31349
------	-------





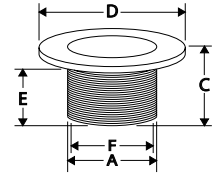
# Plumbing & Ventilation

## Thru-hulls

### Thru-Hull with Flush Flange Threaded




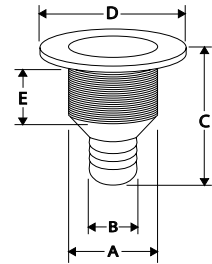
Code	Colour	Thread Diameter Ø A (inch)*	Overall length C (mm)	Flush Flange Ø D (mm)	Thread Length E (mm)	Int. Ø F (mm)	Material	Optional plug
44737	White	1/2"	75	42,8	70	16	PA	-
14186	White	3/4"	77	44	70	19	PA	-
44740	White	3/4"	81	50,3	75,5	18	PA	-
44743	White	1"	93	62	86,4	24	PA	 45322
44746	White	1 1/2"	103	76	95,7	35	PA	 45307



### Thru-Hull Easy Mount Threaded with Hose Barb





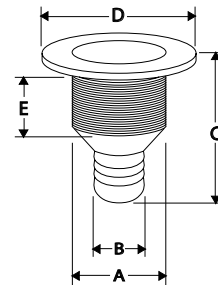
Code	Colour	Thread Diameter Ø A (inch)*	Hose Ø B (mm)	Overall length C (mm)	Flush Flange Ø D (mm)	Thread Length E (mm)	Material	Optional plug
23669	White	3/4"	20	45	35	15	PA	-
39473	White	7/8" (30mm)	25	80	53	39	PA	 45306
23671	White	1 1/4"	28/35	125	61	45	PA	-
16710	White	1 1/2"	38 or 1/4" seacock	121	70	50	PA	-



### Thru-Hulls with Flush Flange and Hose Barb




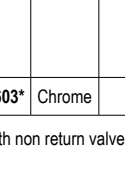
Code	Colour	Thread Diameter Ø A (inch)*	Hose Ø B (mm)	Overall length C (mm)	Flush Flange Ø D (mm)	Thread Length E (mm)	Material	Optional plug
44696	White	5/8"	15	75	43	40	PA	-
44705	White	3/4"	18	80	51	43	PA	-
44714	White	1"	25	94	62	45	PA	 45322
44729	White	1 1/2"	32	102	76	55	PA	 45307
44735	White	1 1/2"	32	102	76	65	PA	
44723	White	1 1/2"	40	102	76	55	PA	

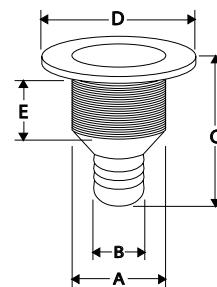


\*According to BSP thread dimensions

### Thru-Hulls with Flush Flange and Hose Barb





Code	Colour	Thread Diameter Ø A (inch)*	Hose Ø B (mm)	Overall length C (mm)	Flush Flange Ø D (mm)	Thread Length E (mm)	Material	Optional plug	Optional Non-Return Valve
10250	White	1"	19	81	45	36	PP	 45322 45393	-
10251	White	1"	25	81	45	36	PP		
10252	White	1 1/2"	32	98	73	50	PP	 45312 197023	-
10253	White	1 1/2"	42	93	73	48	PP		
10256**	White	1 1/2"	32	93	73	50	PP	-	-
10257**	White	1 1/2"	42	93	73	48	PP	-	-

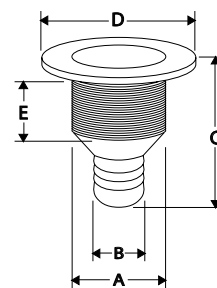


\*\* with non return valve




Chrome plated with plastic nut

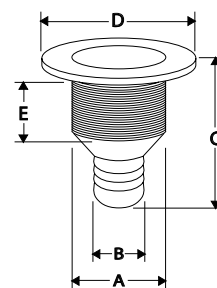
Code	Colour	Thread Diameter Ø A (inch)*	Hose Ø B (mm)	Overall length C (mm)	Flush Flange Ø D (mm)	Thread Length E (mm)	Material	Optional plug	Optional Non-Return Valve
70597	Chrome	1"	19	82	45	36	PP	 45322 45393	-
70598	Chrome	1"	25	82	45	36	PP		
70600	Chrome	1 1/2"	42	94	74	50	PP	 45312 197023	-
70603*	Chrome	1 1/2"	42	94	74	50	PP		



\* with non return valve








Code	Colour	Thread Diameter Ø A (inch)*	Hose Ø B (mm)	Overall length C (mm)	Flush Flange Ø D (mm)	Thread Length E (mm)	Material	Optional plug	Optional Non-Return Valve
31351	Black	1 1/2"	42	94	73	50	PP	 45312 197023	-

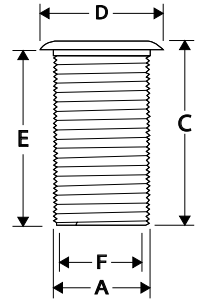







\*According to BSP thread dimensions

### Thru-Hulls with Standard Flange Threaded










Code	Colour	Thread Diameter Ø A (inch)*	Overall length C (mm)	Flush Flange Ø D (mm)	Thread Length E (mm)	Int. Ø F (mm)	Material	Optional plug	Optional Valve	Optional Elbow
197211	White	1"	87	50	82	24	PA	-	-	-
196995	White	1 1/2"	62	64	54	39	PA			
197003	White	1 1/2"	92	64	84	40	PA	-		
197017	White	2"	117	72	110	48	PA			
197011	White	2"	72	72	65	48	PA			

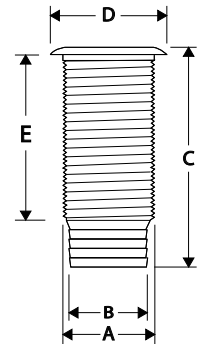


Code	Colour	Thread Diameter Ø A (inch)*	Overall length C (mm)	Flush Flange Ø D (mm)	Thread Length E (mm)	Int. Ø F (mm)	Material	Optional plug	Optional Valve	Optional Elbow
197213	Inox 316	1"	87	50	82	24	PA	-	-	-
196999	Inox 316	1 1/2"	62	64	54	39	PA			
197007	Inox 316	1 1/2"	92	64	84	40	PA	-		
197014	Inox 316	2"	72	72	65	48	PA			
197020	Inox 316	2"	118	72	72	48	PA			

### Thru-Hulls Threaded with Hose Barb



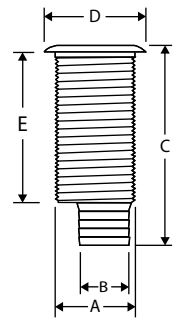
Code	Colour	Thread Diameter Ø A (inch)*	Hose Ø B (mm)	Overall length C (mm)	Flush Flange Ø D (mm)	Thread Length E (mm)	Material	Optional plug	Optional Valve
196997	White	1 1/2"	38	87	64	56	PA		
197005	White	1 1/2"	38	117	63	86	PA		
196998	White	1 1/2"	45	86	63	58	PA		
197006	White	1 1/2"	45	117	63	86	PA		
197012	White	2"	51	122	72	55	PA	-	
197018	White	2"	51	167	72	100	PA		
197013	White	2"	55	121	72	55	PA		
197019	White	2"	55	167	72	100	PA		
197218	Inox 316	3/4"	19	82	40	43	PA		
197001	Inox 316	1 1/2"	38	87	64	56	PA		
197002	Inox 316	1 1/2"	45	87	64	56	PA		
197009	Inox 316	1 1/2"	38	117	64	86	PA		
197010	Inox 316	1 1/2"	45	117	64	85	PA	-	
197015	Inox 316	2"	51	122	72	56	PA		
197021	Inox 316	2"	51	167	72	100	PA		
197016	Inox 316	2"	55	122	72	55	PA		
197022	Inox 316	2"	55	167	72	100	PA	-	



### Thru-Hulls Threaded with Displaced Hose Bard



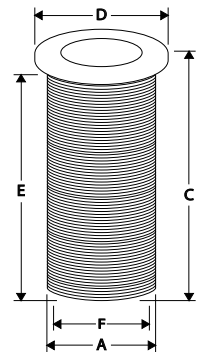
Code	Colour	Thread Diameter Ø A (inch)*	Hose Ø B (mm)	Overall length C (mm)	Flush Flange Ø D (mm)	Thread Length E (mm)	Material	Optional plug	Optional Valve
196996	White	1 1/2"	31	87	64	57	PA		
197004	White	1 1/2"	31	117	64	86	PA		
197000	Inox 316	1 1/2"	31	87	64	57	PA		
197008	Inox 316	1 1/2"	31	117	64	86	PA		



### Thru-Hulls Threaded with Standard Flange



Code	Colour	Thread Diameter Ø A (inch)*	Overall length C (mm)	Flush Flange Ø D (mm)	Thread Length E (mm)	Int. Ø (F) (mm)	Material	Optional plug	Optional Non-Return Valve		
195527	White	3/4" (25mm)	153	39	148	15	PA	-	-		
43499	Black	7/8" (30mm)	155	39	150	22					
43497	White	7/8" (30mm)	155	39	150	22					
43498	Grey	7/8" (30mm)	155	39	150	22					
47756	Cream	7/8" (30mm)	155	39	150	22					
43491	Black	7/8" (30mm)	62	39	58	22					
43489	White	7/8" (30mm)	62	39	58	22					
47755	Cream	7/8" (30mm)	62	39	58	22					
43490	Grey	7/8" (30mm)	62	39	58	22					
43537*	Black	1" (33mm)	155	39	150	25					
43535*	White	1" (33mm)	155	39	150	25					
43536*	Grey	1" (33mm)	155	39	150	25					
43529*	Black	1" (33mm)	62	40	57	25					
43527*	White	1" (33mm)	62	40	58	25					
43528*	Grey	1" (33mm)	62	40	58	25					
47758*	Cream	1" (33mm)	62	40	58	25					
196073*	Black	1" (33mm)	76	42	70	25					
47122*	White	1" (33mm)	76	42	70	25					




\*Meets the EN ISO 11812:2001-7, 4 standard

### Thru-Hull Kit

Complete set including :

- A 7/8" (30mm) thru-hull fitting with threaded end (43491).
- A black expanding plug (45306).
- An outlet with non-return valve (45391).

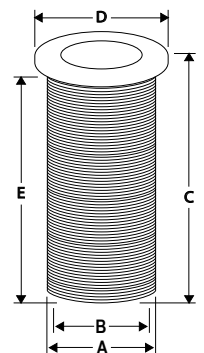


43491



45306

Code	Thread Diameter Ø A (inch)*	Hose Ø B (mm)	Overall length C (mm)	Flush Flange Ø D (mm)	Thread Length E (mm)
44092	7/8" (30mm)	22,7	62	39	58



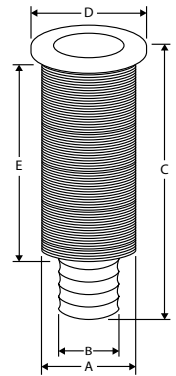
\*According to BSP thread dimensions

### Thru-Hulls Threaded with Standard Flange and Hose Barb




95793

Code	Colour	Thread Diameter Ø A (inch)*	Hose Ø B (mm)	Overall length C (mm)	Flush Flange Ø D (mm)	Thread Length E (mm)	Material	Optional plug
43508	White	7/8" (30mm)	25	100	40	70	PA	
43509	Grey	7/8" (30mm)	25	100	40	70		
47757	Cream	7/8" (30mm)	25	100	40	70		
43510	Black	7/8" (30mm)	25	100	40	70		
43543	White	1"	30	100	42	70		
43544	Grey	1"	30	100	42	70		
43545	Black	1"	30	100	42	70	45322	
95793	White	7/8" (30mm)	25	126	40	92	PP	45306



### Thru-hulls Elbow 90°




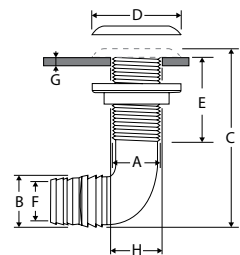
With Chrome plated cap



Elbow thru-hulls are the answer to the most common plumbing issues:

- Allow major room saving, as they can be used with a hose running along the hull.
- Avoid making a bend in the hose, which can sometimes be a source of leak or breakage.
- Require a simplified installation process inside the hull, carried out by one person only. You can hold it firmly with one hand, while screwing with the other hand.

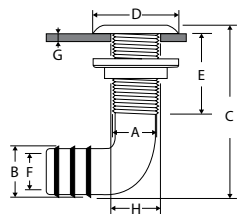
Code	Colour	Thread Diameter Ø A (mm)	Hose Ø B (mm)	Int. Ø F (mm)	Flush Flange Ø D (mm)	Thread Length E (mm)	Overall length C (mm)	Cut-out Ø H independent of hull thickness G (mm)	Material
10254	White	30,7	24,5	20,5	60	46	105	Ø 32mm	PP
70601	White	30,7	24,5	20,5	60	46	105	Ø 32mm	PP



Code	Colour	Thread Diameter Ø A (mm)	Hose Ø B (mm)	Int. Ø F (mm)	Flush Flange Ø D (mm)	Thread Length E (mm)	Overall length C (mm)	Cut-out Ø H independent of hull thickness G (mm)	Material
10255	White	31	24	20,5	59	55	110	Hull thckn. <20mm Ø 33mm	PP



Code	Colour	Thread Diameter Ø A (mm)	Hose Ø B (mm)	Int. Ø F (mm)	Flush Flange Ø D (mm)	Thread Length E (mm)	Overall length C (mm)	Cut-out Ø H independent of hull thickness G (mm)	Material
39548	White	26,3	20,8	14,7	45	40	84	Hull thckn. <20mm Ø 28mm	PA
39549	White	30,3	26,2	19	53	40	90,5	Hull thckn. <20mm Ø 33mm	PA
39550	White	48	39	31,7	70	45	114	Hull thckn. <20mm Ø 50mm	PA



\*According to BSP thread dimensions

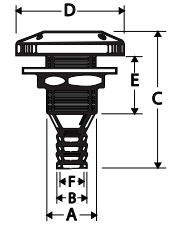


### Thru-Hull Threaded with Non-Return Valve



43251

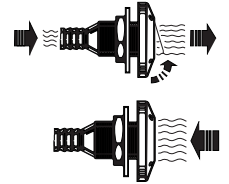
Code	Colour	Thread Diameter Ø A (mm)	Hose Ø B (mm)	Overall length C (mm)	Flush Flange Ø D (mm)	Thread Length E (mm)	Int. Ø F (mm)	Material
43251	White	55	-	116	75	-	41	PA
43248	White	55	45	116	75	78	37	PA
43253	White	55	50	116	75	60	41	PA



43248



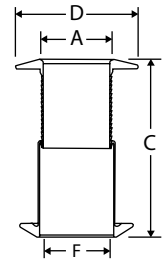
43253



### Thru-Hull Telescopic



Code	Colour	Thread Diameter Ø A (mm)	Overall length C (mm)	Flush Flange Ø D (mm)	Thread Length E (mm)	Int. Ø F (mm)	Material	Features
44763	White	51	65-215	80	50-200	40	PA	With non return valve

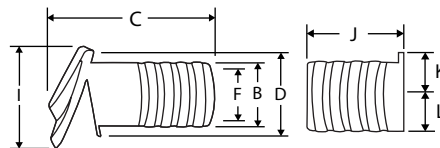


Code	Colour	Thread Diameter Ø A (inch)*	Overall length C (mm)	Flush Flange Ø D (mm)	Int. Ø F (mm)	Material
10258	White	1 1/4"	28-44	57	30	PP
10259	White	1 1/4"	48-75	54	30	PP

### Thru-Hull System with Flap



Code	Colour	Hose Ø B (mm)	Overall length C (mm)	Flush Flange Ø D (mm)	Thread Length E (mm)	Int. Ø F (mm)	Max Length Of Lid I (mm)	Second Part			Material
								J (mm)	K (mm)	L (mm)	
47088	White	79	170	107	150	70	130	103	55	45	PA

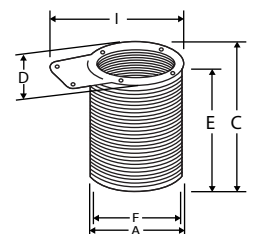


49672  
Drain Socket Cap

### Thru-Hull with Non-return Valve



Code	Colour	Thread Diameter Ø A (mm)	Overall length C (mm)	Flush Flange Ø D (mm)	Thread Length E (mm)	Int. Ø F (mm)	Max Length Of Lid I (mm)	Material	Features
43242	Black	68	107	81	94	61	106	PA	With non return valve



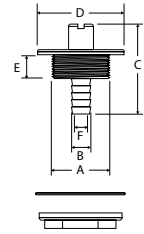
# Plumbing & Ventilation

## Thru-hulls

### Thru-Hull Outlet



Code	Colour	Thread Diameter Ø A (inch)*	Hose Ø B (mm)	Overall length C (mm)	Flush Flange Ø D (mm)	Thread Length E (mm)	Int. Ø F (mm)	Material
31352	Black	1 1/2"	16	75	71	20	12	PA



### Thru-hull Accessories



43500



45391 - 45393



44230



45310



45309



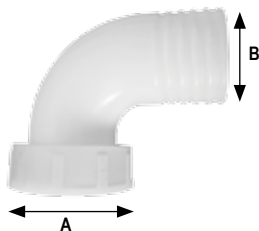
45306 & 45322



45307 & 45312

Code	Description
43500	Drain plug with Non-Return Valve for Inflatable Boat, Ø35mm, Black
45310	Drain plug Rubber, Ø35mm, Black
45307	Expanding Drain Plug, Ø35mm, Black
45312	Expanding Drain Plug, Ø40mm, Black
44230	Spare Part for Non-return Valve, rubber
45306	Expanding Drain Plug, Ø22mm, Black

Code	Description
45322	Expanding Drain Plug, Ø25mm, Black
45309	Expanding Drain Plug Adjustable, Ø22mm, Black
45391	Drain Plug with Non-Return Valve for Thru-hull, Ø22mm, Black
45393	Drain Plug with Non-Return Valve for Thru-hull, Ø25mm, Black



Thru-Hull 90°, Female Connector, White

Code	Locking Nut Thread A (inch)	Hose Ø B (mm)
197065	1 1/2"	38
197061	2"	50



Non-return Valve

Code	Diameter (mm / inch)
197023	Ø 40 / 1 1/2"
197024	Ø 50 / 2"



44093

Kit for Non-return Valve

**NEW**



31344

31345

31346

31347

31348

### Non-return Valves

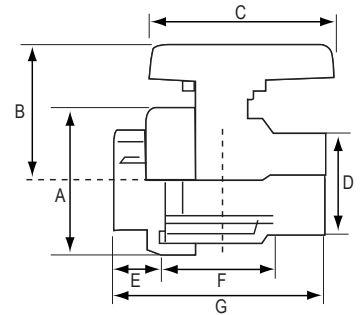
The non-return valves are ideal for use with all the "Zero Aqua Plus" bilge pump series. They feature a quick release clip, allowing you to service them easily and quickly. They are available as in-line units or with a 90° curve. Finally, their outlet connection allow the use of either a 3/4 to 1" or a 1 1/4" to 1 1/2" hose.

Code	31344	31345	31346	31347	31348
Hose Outlet	1"	3/4" - 1"	3/4"	1 1/2"	1 1/2" - 1 1/4"
Hose Inlet	3/4" - 1"	3/4" - 1"	3/4" - 1"	1 1/2" - 1 1/4"	1 1/2" - 1 1/4"
Angle	90°	Inline	90°	90°	Inline



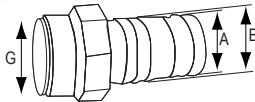
Ball Valve, Single Union, Plastic, Grey

Code	A (mm)	B (mm)	C (mm)	D (inches)	E (mm)	F (mm)	G (mm)	Weight (g)
44669	48	44	78	1/2"	21	52	93	137
44670	60	54	90	3/4"	24	60	104	205
44671	70	64	103	1"	26	66	122	310
44672	82	72	110	1 1/4"	30	74	138	464
44673	94	86	120	1 1/2"	34	84	152	655



Hose adaptor for Valve, threaded

Code	G Ø (inches)	Ø A (mm)	Ø B (mm)
44538	1/2"	16	17
44539	3/4"	19	20
44540	1"	29	30
44541	1 1/4"	32	33
44542	1 1/2"	39	40



Ball valves, PVC

Code	Ø A (inches)
90373	1/2"
90374	3/4"
90375	1"
70979	1 1/4"
70980	1 1/2"

## Drain Sockets



16713

Plug for Drain Socket, White



Captive Plug with O-Ring for Drain Socket

Code	Colour
45276	White
45277	Black



16687

Buoyancy Tank Drain Socket with Plug, Black, Polyamide  
Int. Ø : 18 mm, ext. Ø : 23 mm



16688



16689



43462  
43463



43468



43469



95781  
95782



43477  
43478

Drain Socket with plug

Code	Specifications	Colour	Flange Dimensions (mm)	Overall Height (mm)	Height of Socket (mm)	Cutout Diameter (mm)	Depth Below Deck (mm)	Mini Internal Diameter (mm)
16688	Plain	White	48 x 36	28	19,5	27	15	19
16689	With 2 holes	White						
43462	With captive plug	White	54 x 33	55	25	27	20	19
43463	With captive plug	Black						
95781	With captive plug	White	60x30	52	23	27	18	19
95782	With captive plug	Black						
43468	With captive plug	White	Ø 40	55	25	27	20	19
43469	With captive plug	Black						
43478	With 4 holes	Black	Ø 43	38	27	25	22	16,5
43477	With 4 holes	White						
16691	With captive plug	White	Ø 46	63	27	28	21	19
16690	Plain	White						
16797	"Fast Lock"	White	Ø 43	107	96	27	91	19



16797



16691



16690

# Plumbing & Ventilation

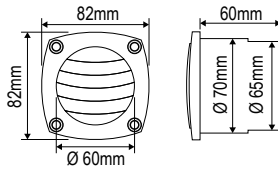
## Ventilation

✳ Special colours available upon request.



Ventilation Shaft Grilles Cover

Code	Colour	Dimensions (mm)
47063	White	92 x 92
50152		118 x 118



**12410**  
Ventilation Shaft Grilles  
with Gasket, White



Ventilation Shaft Grilles Cover

Code	Colour	Ø (mm)
12409	White	85
16307	Grey	85
16308	Black	85




Ventilation Shaft Grilles Cover

Code	Colour	Dimensions (mm)
16311	Black	200 x 100
17657	White	200 x 100



Ventilation Shaft Grilles Cover

Code	Colour	Dimensions (mm)
47065	White	206 x 106



Ventilation Shaft Grilles, Double

Connects two ventilation exhausts behind one single louvred vent.

Code	Description	Colour	Dimensions (mm)
44545	Detachable double ventilation - Polyamide	White	255 x 115
44546		Black	255 x 115



Ventilator Connector, black

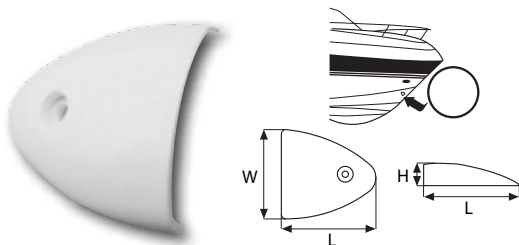
Code	Description	Hose Ø (mm)
50155	PVC straight connector	65 / 70
50156		100



**44551**  
Ventilation Clam Shell Cover, Round,  
Ø87mm, White



**44547**  
Ventilator with Water Outlet,  
420x120mm, (built-in 385 x 90 x 60), White



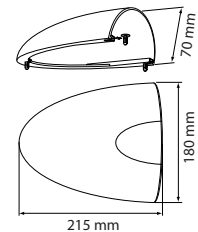
**31519**  
Ventilation Clam Shell Cover, white  
L55mm x W50mm x H12mm



**54386**

Ventilation Clam Shell Cover

For additional protection against heavy water intrusions. Suitable for 3" and 4" ventilators. To be fixed on top of the ventilator with 3 nylon fasteners. Made from polyamid, shock and UV-resistant. Compatible with common sealants and impervious to acetic acids. (215x180x70 mm)



### Ventilator Connector Ø 76mm


Suitable for Ø 76,2 and 70 mm ducting hose. Manufactured from polypropylene for a good UV-resistance. It is extremely shock and load resistant, compatible with common sealants and impervious to acetic acids. Made to support a hose along a bulkhead. On the straight model, ventilation is ensured by a louvred opening, which also prevents heavy water intrusions.

Quick and easy installation :


Drill a Ø 76,2 mm hole. Notches ensure the perfect hold of the adapter in the bulkhead. Secure the adapter with 4 x M4 screws and sealant for waterproofness (compatible with most common sealants). Clip a louvered vent if necessary : moulded-in ribs contribute to the vent's secured position. Fit the hose on the adapter. Two lugs hold the hose, while waiting to be secured with stainless steel hose clips (not supplied).



54389

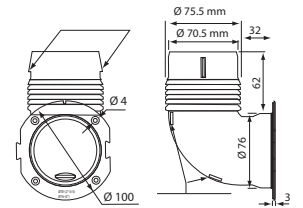
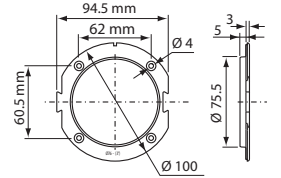
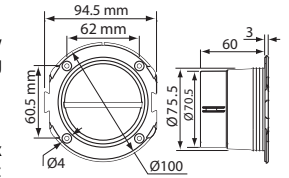


47514



54390

Code	Model
47514	straight
54389	elbow
54390	5 mm flange



### Ventilation Shaft Grilles, Double

Connects two ventilation exhausts behind one single louvred vent. Offers multiple combinations in conjunction with two adaptors (flange, straight or elbow stiffening adaptors). The vent is simply clipped on the stiffening adaptors (90 mm space between the two holes)

Code	Colour	Dimensions (mm)
54391	White	195 x 105 Ø 3"



### Ventilation Shaft Grilles Cover, Ø76mm

Used either on its own to ventilate a locker or in conjunction with the stiffening adaptor for connection to a hose.

No screws required : neat aesthetics and time-saving assembly

Code	Colour	Dimensions (mm)
47515	White	Ø 76mm
47516	Grey	
47517	Black	



51069



51070

### Ventilator Connectors Ø 102mm

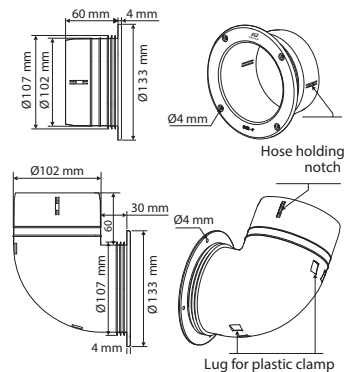
Polypropylene construction :

Shock and load resistant, impervious to fuel and acetic acid. Notches and lugs hold the hose in position ; in addition, the hose must be secured with stainless steel clamps. Connector is easy to fit, by means of 4 screws outside.

When installing the blower, we recommend to place the exhaust louvred ventilator in a reasonably protected area (for example, in the cockpit rather than on the transom), so as to prevent water intrusion into the ventilation circuit. An extra precaution consists in building an elbow in the hose.

Code	Description
51069	Elbow
51070	Straight
60071*	Shaft Grilles Cover

\* Also available in other colour upon special request




60071



**60070**  
Blower & Battery for  
Autonomous Solar  
Powered Fan (1.2Volt)

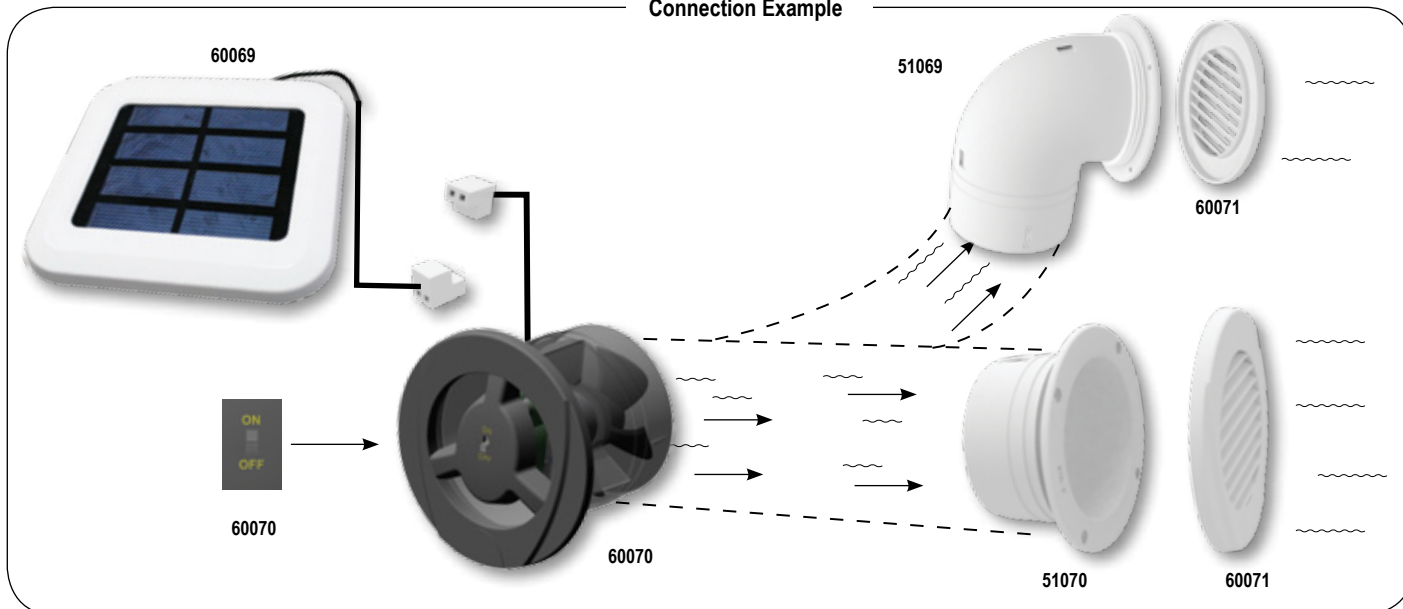
**NEW**

**60065**  
Blower without Battery  
for Autonomous Fan  
(12Volt)



**60069**  
Solar Cell for  
Autonomous Solar  
Powered Fan

### Connection Example



**NEW**

### Cabin Vents

Cabin vents offer natural ventilation indoors and prevent water leaks from waves and rain. They open and close manually. When open, air is circulated and water stays out of your boat. Cabin vents are made of plastic. The vent with code number 98621 is equipped with an inox cover.

Code	Diameter (cm)	Cut area (cm)	Cover
70158	20	9,5	White
98621			Inox



### Impermeability

Water pushes the special balls inside the vent to shut ventilation holes and ensure absolute impermeability

**NEW**



### Solar Vents

Solar vents provide mechanical ventilation utilising solar energy. The solar panel activates the fan, which allows the air to flow in. These autonomous vents detect water flows from waves and rain, while refreshing the atmosphere even on those calm windless days. Special balls inside the vents are pushed by the water to shut ventilation holes and ensure impermeability. They have two functions; one function activates solar function and the other modifies the fan's function from clockwise to counter clockwise. Solar vents are made of white plastic, while the 98681 vent is equipped with an inox cover.

Code	Diameter	Cut area	Cover
98680	20cm	9,5cm	White
98681			Inox



### Impermeability

Water pushes the special balls inside the vent to shut ventilation holes and ensure absolute impermeability



### Solar panel

Operates with Solar Energy. Activation with on/off switches

**NEW**



### "24 hours" Vent

"24 hours" vent is completely automatic as it works with solar energy in sunny days and batteries, during the night. Forced ventilation is controlled through a dynamic impeller, which turns clockwise to inflow and counter clockwise to exhaust air. The user adjusts the vent on the corresponding function through on/off switches. Active air movement absorbs moisture and refreshes the interior of your boat completely. Simultaneously, when water enters the vent special balls inside block its entry to achieve absolute impermeability. "24 hour" vents are made of white plastic. The 99689 vent is equipped with inox cover.

Code	Diameter	Cut area	Cover
99688	20cm	9,5cm	White
99689			Inox



### Impermeability

Water pushes the special balls inside the vent to shut ventilation holes and ensure absolute impermeability



### Solar panel

Operates with Solar Energy. Activation with on/off switches.

### Battery

Rechargeable battery, charged automatically by the solar panel. Activation with on/off switches.



### PCB

Three functions PCB to activate solar function, activate battery function and modify fan function from clockwise to counter clockwise turn.



**16712**  
Plastic Strainer Grilled, Oval,  
120x80mm, Black



### Plastic Bilge Strainer

Code	Colour	Hose Ø (mm)	Output	Shape	Dimensions (mm)
13942	Black	18/20/24	Horizontal	Rectangular	145x60x38



# Nuova Rade

*Marine - Plastics Technology Experts*

- Tables & Pedestals
- Insect Screens
- Utility & Storage Hatches
- Electric Equipment Cases
- Marine Stereo Speakers
- Fastening Accessories
- Optimist Equipment
- Sail & Bimini-Top Equipment
- Infating Valves
- Transom Pads
- Steering Wheels & Equipment
- Handrails & Footrest
- Ladders

**NEW**



Utility Cases

**NEW**

Antenna Rail mount



**NEW**



Rail Mount Motor Bracket

**NEW**

2 Way Speakers



## Deck Equipment





49722



47087



197241



197242

### Table tops, white

Code	Model	Material	Length (mm)	Width (mm)	Thickness (mm)
49722	Rectangular	Polyethylen	700	500	30
47087	Round	Polyethylen	Ø 600		30
197241*	Round	White ASA, impervious to UV and chemical solvents	Ø 610		40
197292*	Oval	White ASA, impervious to UV and chemical solvents	760	450	40

\*with 2 glass holders



43263

Table Top Plate,  
Ø190mm-H.55mm, White



196163

Table Bottom Plate, Deck-mount,  
Ø190mm-H.55mm, White



197291

Table Bottom Plate, Flushmount,  
Aluminium, Ø150mm-H.9,5mm




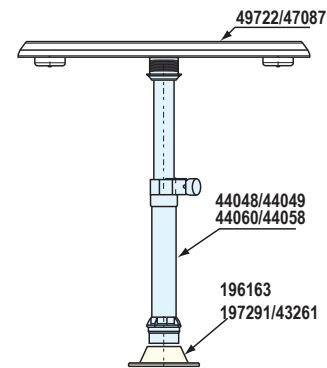
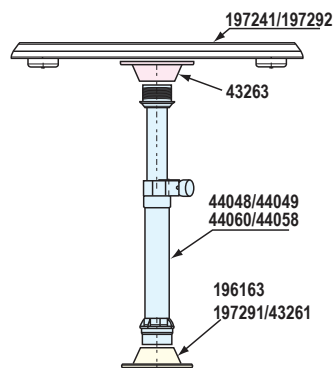
43261

Table Bottom Plate, Flushmount,  
Ø190mm-H.10mm, White

### Compatibility Chart


Description	Code	Table Top				
		197241	197292	49722	47087	
Top Plate	43263	Yes	Yes	<del>Yes</del>	<del>Yes</del>	
Bottom Plate	Deck Mount	196163	Yes	Yes	Yes	Yes
	Flush Mount	197291	Yes	Yes	Yes	Yes
43261		Yes	Yes	Yes	Yes	
Pedestals	Fixed	44048	Yes	Yes	Yes*	Yes*
		44049	Yes	Yes	Yes*	Yes*
	Telescopic	44060	Yes	Yes	Yes*	Yes*
		44058	Yes	Yes	Yes*	Yes*

\*Screws directly on table top



197289

Clips for table pedestals



### Table Pedestal

Code	Description	Tube Ø (mm)	Height H1 (mm)	Height H2 (mm)
44048	Fixed tube	60	530	610
44049	White enamelled aluminium	60	690	770
44060	Telescopic tube	60	300 / 520	380 / 600
44058	White enamelled aluminium	60	400 / 730	480 / 810

# Deck equipment

## Insect Screens

**NEW**



### Hatch Insect Screen

- It is a protection against all kinds of insects while the hatch is open in order to ventilate the cabin  
- The range of hatches available in the market is quite big and that's why the hatch insect screen comes in three different dimensions so as to cover most of the available hatches

Code	Dimensions (mm)			Applicable Hatches With maximum dimensions of
	Length	Width	Height	
70983	540	540	350	540x540mm
70984	650	650	420	650x650mm
70985	750	750	515	750x750mm



## Utility & Storage Hatches

### Storage Cases

These cases will definitely solve the problem of storage on the deck. They are available in various sizes and can be fitted with single or full cover to protect the contents from spray. They are made of highly resistant plastic material, while the optional covers are made of tinted see-through acrylic (PMMA) for durability and visibility. The Lalizas storage cases are suitable for horizontal and vertical use and they are very easy to mount using silicone or polyurethane construction adhesive. On the rear side of the cases drilling points are marked, if screws are required.



11464



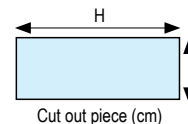
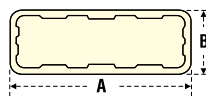
11459



11454

### Storage Cases, White

Code	A (mm)	B (mm)	C (mm)	H (mm)	I (mm)
11464	428	184	112,5	597	300
11459	545	245	394	485	193
11454	692	394	132	385	140



11466



11458

### Storage Cases Covers


Code	Length (mm)	Width (mm)	Thickness (mm)
11466	382	68	4
11458	304	304	5

### Choosing the right Cover for your Storage Case (Optional)

Storage Cases Codes	Storage Cases Covers Codes	
	Single Fixed	Horizontal Full Sliding
11454	-	11458
11464	11466	-



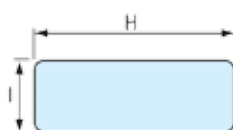
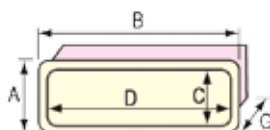
196671



196673

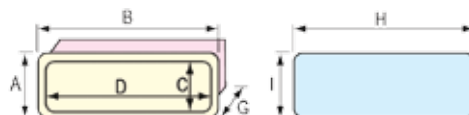
### Utility Storage Cases, Side Mount, white

Code	Description
196671	Right
196773	Left
196673	Right with glass holder
196775	Left with glass holder



A (mm)	B (mm)	C (mm)	D (mm)	G (mm)	H (mm)	I (mm)
266	561	195	475	125	496	200

**45344**  
Utility Storage Hatch, 1/2 Open, White



A (mm)	B (mm)	C (mm)	D (mm)	G (mm)	H (mm)	I (mm)
170	420	120	370	100	380	130



**Handle-Sunglasses Holder**

Code	Colour	Length (mm)	Height (mm)
44535	White	175	85



**Case with net and plastic frame, 'Store-All', white**

This case helps you organise all items when on board with a flexible with-holding net. It is made of plastic, UV resistant and can be easily installed either with screws or with a sticker ideal for inflatable and rigid boats (supplied). It is available in 2 sizes: 205x120x20mm and 205x120x10mm

Code	11900	11901
Thickness (mm)	20	10
Height (mm)	120	120
Width (mm)	205	205

### Isotherm Cover "Store All" for Drinks

Whether you like your coffee to stay hot in the winter, or your refreshments cold in the summer, the Isotherm Cover is a 'must-have' for you. It's made in such a way, that your beverage is kept at the same temperature (hot or cold) longer than it would be without. It has been designed to easily cover most common cans or cups. It can be fitted in the various 'Store-All' Drink Holders (94144-5, 94161, 99232).



Code	99828
Colour	Blue

**Dimensions**  
Diameter: 8,5cm  
Height: 10cm

### Drink Holder 'Store-All'

This compact and convenient cockpit saver keeps your drinks up and out of the way. You can place it on any smooth surface, by using the support base (99824-7) on the back or bottom of the holder.



Code	94161	99232
Colour	White	Graphite

**Dimensions**  
Length: 11cm  
Height: 10cm

### VHF/FRS Case 'Store-All'

With the VHF/FRS case you can keep your communication devices safe and within easy reach. Because of its small size, it can even fit close to the helm of the smallest boat. In order to mount the case, you can place the support base (99824-7) either on the back or on the bottom of the case.



Code	94152
Colour	White

**Dimensions**  
Length: 13,5cm  
Height: 11,5cm  
Width: 8cm

### Galley Case 'Store-All'

The handy galley case 'Store-All' is suitable for keeping organised your sponges, brushes, sunblock or any small object. It is easily mounted using the special support base for cases (99824-7), which can be placed on the wall, on the console or on the rails.



Code	94160
Colour	White

**Dimensions**  
Length: 19cm  
Height: 10cm  
Width: 11,3cm

### GPS/Cell Phone Case 'Store-All'

The GPS/Cell Phone Case 'Store-All' is ideal for storing most hand-held GPS and mobile phones. It can be placed vertically or horizontally on any flat surface, by using the support base for rails and surfaces (99824-7), which allows you to remove the case easily and quickly.



Code	94150
Colour	White

**Dimensions**  
Length: 18,5cm  
Height: 10,5cm  
Width: 9cm

### Organiser & Drink Holder 'Store-All'

The 'Store-All' organizer is so useful when space is at a premium. It features a drinks holder and a case to hold sunglasses, sunblock etc. It is easily mounted either vertically or on a flat surface, using the support base for rails or level surfaces (99824-7), which allows you to remove the organiser anytime.



Code	94144
Colour	White

**Dimensions**  
Length: 27cm  
Height: 10cm  
Width: 11cm

# Deck equipment

## Utility & Storage Hatches

### Folding Drink Holder 'Store-All'

The Folding Drinks Holder 'Store-All' is ideal for small boats or areas with very limited space. It's folding feature allows you to completely retract it when not in use. It features adjustable arms to hold cans and mugs and also screws for permanent mounting. This drink holder can also be mounted on the rails or against any surface, using the relevant support base (99824-7), which allows you to remove the holder when not in use. The Folding Drink Holder 'Store-All' is available either in white or graphite.



**NEW**

Code	96866	99230
Colour	White	Graphite

**Dimensions**  
Height: 11cm  
Width: 10,5cm

### Folding Double Drink's Holder, 'Store-All'

When space is very limited, then the Double Drink's Holder is ideal. Its mechanism allows you to use it only when needed and fold it up when you do not. Included are stainless steel screws for permanent mounting. However, you can also mount it using the support base (99824 - 7), which allows you to completely remove the organiser anytime.



**NEW**

Code	96865	98591
Colour	White	Graphite

**Dimensions**  
Length: 25,8cm  
Height: 11cm  
Width: 10cm

### Trash Bag Holder 'Store-All'

Keep your cockpit and cabin tidy and clean. The Trash Bag Holder easily mounts on any flat and even surface, using the support base for rails or level surfaces (99824-7), so that you can store it easily and quickly. Its cover prevents the contents from falling out of the bag. You may use common supermarket bags or kitchen trash bags. Bags are not supplied.



**NEW**

Code	94146
Colour	White

**Dimensions**  
Length: 28cm  
Height: 6,5cm  
Width: 13,5cm

### Fixed Mount Support for "Store-All" Cases

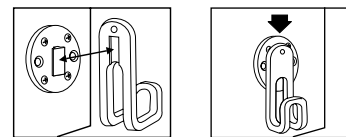
This support allows you to mount the "Store-All" Cases semi-permanently. All you have to do is mount the support on the surface you want and then slide in the case. When you do not want to use the case, just remove it. The support will remain on the surface until the next time you need it.



**NEW**

Code	99827	99826
Colour	White	Graphite

**Dimensions**  
Diameter: 6cm



### Utility Hook 'Store-All', (Set 2pcs)

The 'Store All' hook can be used in almost all places on a boat. All you have to do is attach them on a flat surface and use them for lines, clothing, towels, etc.



**NEW**

Code	94126	99231
Colour	White	Graphite

**Dimensions**  
Length: 2,5cm  
Height: 7,5cm  
Width: 3cm

### Rail Support for "Store-All" Cases

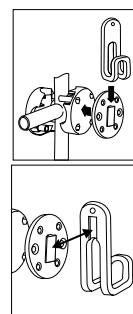
This support allows you to mount the "Store-All" Cases semi-permanently on the rails. All you have to do is mount the support on the rails and then slide in the case. When you do not want to use the case, just remove it. The support will remain on the surface for as long as you want it to.



**NEW**

Code	99825	99824
Colour	White	Graphite

**Dimensions**  
Diameter: 6cm  
Width: 3,5cm

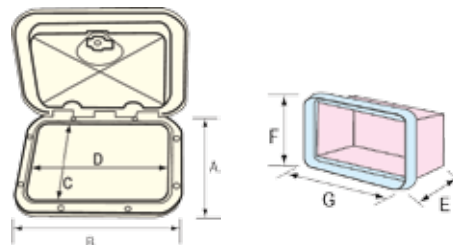


196663

Case for Electrical Control Panel with lid, white  
UV-resistant. Water repellent.

A	B	C	D	E	F	G
(mm)	(mm)	(mm)	(mm)	(mm)	(mm)	(mm)
275	375	180	280	80	210	310

Special colours and/or dimensions available upon request.



# Deck equipment

## Utility & Storage Hatches

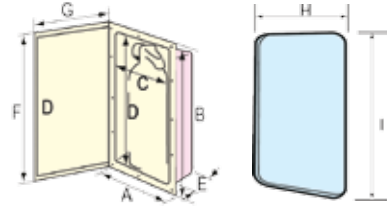
### Storage Cases for Fire Extinguisher

Allows safe and protected storage of a fire extinguisher in the cockpit or dashboard.  
UV-resistant white ASA.

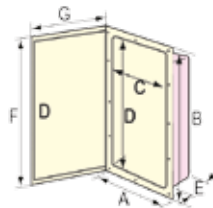


Code	Extinguisher Capacity	Door	Colour
196461	1kg	Yes	White
196666		Transparent	
50006		No	
196465	2kg	Yes	
196675		Transparent	
50010		No	

Extinguisher	A (mm)	B (mm)	C (mm)	D (mm)	E (mm)	F (mm)	G (mm)	H (mm)	I (mm)
1 kg	174	424	120	370	105	434	196	124	374
2 kg	204	474	150	415	120	484	226	154	424



**195263**  
Case for Toilet Paper with Door  
White ABS




A (mm)	B (mm)	C (mm)	D (mm)	E (mm)	F (mm)	G (mm)	H (mm)	I (mm)
160	160	118	128	118	167	162	125	135



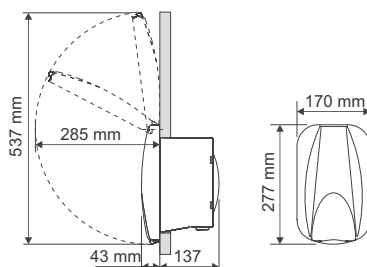
**195258**  
Holder for Toilet Paper, Plastic  
To be used with toilet paper dispenser  
195263. White ABS, UV resistant.

## Electric Equipment Cases

CE



53250



53249

**Case for Electric Power Shore Center, white**  
Polypropylene outer case, impervious to hydrocarbons and temperature fluctuations. ABS hinged cover, resistant to shocks and UV-rays. Pre-wired for easy installation to the boat's network.

Code	Voltage	Current
53249	220 V	16 A
53250	220 V	32 A

European plus, comes with a bi-polar residual circuit breaker and LED indicator when switched on.

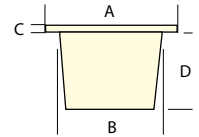
# Deck equipment

## Electric Equipment Cases



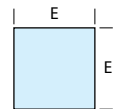
**Case for Battery Switch with Watertight Lid**  
UV-resistant. Watertight gasket included

Code	Colour	A (mm)	Ø B (mm)	C (mm)	D (mm)	E (mm)
196383	White	95	68	5	72	95
196387	Cream	95	68	5	72	95



**Case with Battery Switch, with Watertight Lid**  
Casing with integrated battery switch. Watertight gasket included.

Code	Colour	Capacity	A (mm)	Ø B (mm)	C (mm)	D (mm)	E (mm)
196384	White	100 A (500 A for 10 sec. max)	95	68	5	72	95
196385		250 A (1000 A for 10 sec. max)	95	68	5	72	95
196388	Cream	100 A (500 A for 10 sec. max)	95	68	5	72	95
196389		250 A (1000 A for 10 sec. max)	95	68	5	72	95



**99558**  
Battery switch w/cap  
for cases 196384 & 196388

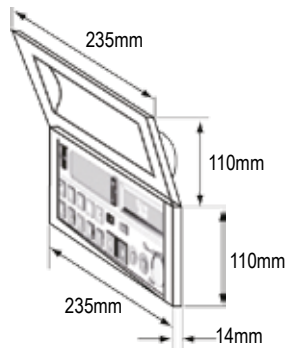


**195051**  
Battery switch  
for cases 196385 & 196389



**Case Cover for Radio/CD**

Code	Colour
50281	White
195265	Smoked, transparent



**196069**  
Univ. Case Cover for Radio/CD,  
Curved, Smoked Transparent

## Marine Stereo Speakers

### 2 Way Speaker Set

With Sea Sound Speakers installed in your boat, you can relax or party - listening to your favourite music. Ideal for use in boats, since they are water (31302 & 31303) and corrosion proof. The 2-way speakers may be mounted both indoors and outdoors.



**NEW**

Code	31302	31303
Diameter (in)	5 1/4"	6 1/2"
Watt	80W	100W
Colour	White	White

### Technical Specifications:

#### 31302

- 5 1/4" 2-Way Speaker Set 80W
- Impedance: 4 Ohm
- Sensitivity 88db
- Frequency Response: 80-18000 Hz
- Max: 80W (per pair)
- RMS Power: 70W (per pair)
- Material: UV-stabilised ABS plastic
- Dimensions: 5,25" (133.4mm)

#### Mounting Dimensions

- Depth: 53mm, Hole: 115mm
- Magnet: 238g (5.4oz + 3oz)


#### 31303

- 6 1/2" 2-Way Speaker Set 100W
- Impedance: 4 Ohm
- Sensitivity 90db
- Frequency Response: 60-18000 Hz
- Max: 100W (per pair)
- RMS Power: 80W (per pair)
- Material: UV-stabilised ABS plastic
- Dimensions: 6,5" (165mm)

#### Mounting Dimensions

- Depth: 64mm, Hole: 136mm
- Magnet: 411g (8oz + 6.5oz)

### Hinges



Code	Colour	Description	Pin	L (mm)	H (mm)	Thickness (mm)	Opens Through	Material
16672	Black	Rectangular	St. teal	30	60	-	255°	Polyamid
16673	Black			60	40		255°	Polyamid
16674	Black			40	75		230°	Polyamid
43679	White	Round	St. teal	70	40	4.5	270°	Polyamid
43680	Black							
43682	White	Semi Oval	St. teal	90	40	4.5	270°	Polyamid
43683	Black							
43685	White	Semi Oval	St. teal	100	40	4.5	270°	Polyamid
43686	Black							
43667	White	Double Oval	St. teal	100	40	4.5	270°	Polyamid
43668	Black							
43673	White	Double Oval	St. teal	135	40	4.5	270°	Polyamid
43674	Black							
43646	White	Hexagonal	St. teal	63	40	4.5	270°	Polyamid
43647	Black							
43652	White	Hexagonal	St. teal	95	60	4.5	270°	Polyamid
43653	Black							
43658	White	Offset	St. teal	80	60	4.5	270°	Polyamid
43659	Black							
43661	White	Offset	St. teal	100	60	4.5	270°	Polyamid
43662	Black							

### Plastic Support Clip, Screwed



Code	Diameter (mm)	Colour
45191	15	White
45192		Black
45197	20	White
45198		Black
45203	25	White
45204		Black
45209	30	White
45210		Black
45215	35	White
45216		Black
45235	40	White
45236		Black
45241	45	White
45242		Black

### Plastic Support Clip

Code	Diameter (mm)
16702	16
16705	19
16703	25
16704	30
16707	50



**45217**  
Plastic Support Clip, Double, Adjustable, Ø 18/25 mm, Black

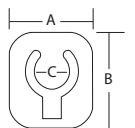
### Plastic Support Clip, Adjustable Ø 25/32 mm

Code	Colour
45229	White
45230	Black



### Plastic Support Clip, Folding, White

Code	A (mm)	B (mm)	Ø C (mm)
196072	72	82	30



### Finger Flush Pull, Plastic


Code	Colour	Dimensions	Finger hole Ø
44227	White	57 x 57 mm	44 mm
47752	Cream	57 x 57 mm	44 mm



### Shackle, Plastic

Sail slide hank, suitable to attach to sail sliders

Code	Colour	Diameter Ø (mm)	Safe working load (kg)
16764	White	6	80



**Door Fastener, Plastic**

Code	Colour	Material	Dimensions
43791	Black	Nylon	22 x 32 mm
13872	White		



**Anti-Rattle Barrel Bolt, White**

Code	Material	Dimensions
43851	Plastic	(25+60) x 30 x 13 mm

### Four way antenna ratchet mount, two knobs

This ratchet mount antenna is made of reinforced nylon and may be fixed to the deck or bulkhead of your boat. It allows you to adjust the antenna in several positions either vertically or horizontally. Set the antenna at the position of your preference and lock its position manually. A special rift on the top of the antenna is appropriate for coaxial and GPS cables. It is available in white colour.

Code	Colour
99657	White

**NEW**



### Antenna Rail mount, 2 adjustment knobs

This rail mount is made of reinforced nylon and may be fixed to rails of 19.1-25.4mm diameter. It allows full adjustment with which you can achieve complete horizontal and vertical position of the antenna. Two screws on the side of the mount allow you to lock the position of the antenna. It has a special rift to hold coaxial and GPS cables.

Code	Colour
70144	White

**NEW**



### Antenna Rail mount, 1 adjustment knob

This ratchet mount is made of reinforced nylon and may be installed on rails of 19.1 up to 25.4mm diameter. The ratchet mount allows you to adjust the horizontal position of the antenna manually. It is available in white colour.

Code	Colour
98698	White

**NEW**



### Four way antenna ratchet mount, single knob

This ratchet mount antenna is made of reinforced nylon and may be installed on the deck or bulkhead of your boat. It allows you to adjust the position horizontally and also locks manually at the angle of your preference. It is available in white colour.

Code	Colour
98687	White

**NEW**



**NEW**



98692

Fixed antenna mount,  
H 41mm, Diam. 70mm

**NEW**



99740

Antenna mount,  
H 100mm, Diam. 70mm

**NEW**



99660

Antenna Rail mount,  
H 65mm



**Bracket for VHF Microphone**

Code	Colour	Length (mm)	Width (mm)	Height (mm)
44532	White	35	35	8
44533	Black			



43257

Antenna Bracket for Rail  
Ø18-27mm, Plastic, White



# Deck equipment

## Fastening Accessories



**Flag Staff**

Code	Description	Length (mm)	Colour
43226	with 2 bases: 1 vertical & 1 horizontal	290	Black
43230	with 2 bases: 1 vertical & 1 horizontal	390	Black
43232	with rubber base	395	Black
43225	tilted, screw-type	300	Black
43224			Grey
43237	rubber base Ø 92 mm. Suction cup fastening device. Compatible with models 43225, 43226, 43230.	-	Black

## Optimist Equipment



**70139**  
Deck Collar for Optimist, Diam. 57mm



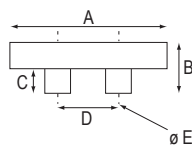
**95854**  
Urethane UNIVERSAL joint suits

## Sail & Bimini-Top Equipment



**16881**  
Jib Sheet Cleat, Polyamide

A (mm)	B (mm)	C (mm)	D (mm)	E (mm)
150	24	14	35	6



**Cleat Polyamide**

Code	Dimensions (mm)	Colour
43377	60x19	White
43378		Black
43380	80x22	White
43381		Black
43383	110x28	White
43384		Black
43386	145x35	White
43387		Black
43389	180x45	White
43390		Black
43392	220x52	White
43393		Black



**16684**



**16685 - 16686**



**16681**



**44426-7**

**Fairleads**

Code	Ø Max. rope (mm)	Overall dimensions Width x Height (mm)	Hole spacing (mm)	Colour
16684	18	65x28	45	Black
16685	13	41x26	30	
16686	17	55x30	40	
16681	7	35x15	19	
44427	10	40x17	28	White
44426	10	40x17		



**Fairlead Handed Polyamide**  
(pair - left & right)

Code	Dimensions (mm)
44417	110x20
44420	160x25

**Hook for Inflatable Boat Cover**  
Rope or shock cord 8 mm max.  
Length 40 x height 40 mm



Code	Colour
28112	Black
44015	White
44016	Grey

# Deck equipment

## Sail & Bimini-Top Equipment



44028 - 44029



44034 - 44035



44040 - 44041



44046 - 44047

### Snap Hook, Polyamide

Suitable for lightweight use only

Code	Model	Colour	For shock cord Ø (mm)	Length (mm)	Ø Eye (mm)
44028	With eye	White	4	42	10
44029	With eye	Black		42	10
44034	With eye	White	6	49	10
44035	With eye	Black		49	10
44040	With eye	White	8	58	12
44041	With eye	Black		58	12
44046	With eye	White	10	68	14
44047	With eye	Black		68	14



16795



43977



44023



43994-5

### Snap Hook, Polyamide

Suitable for lightweight use only

Code	Model	Colour	For shock cord Ø (mm)	Length (mm)	Ø Eye (mm)
16795	With eye	Black	8	55	15
44022	With eye	White	6	40	9
44023	With eye	Black		40	9
43994	With eye	White		38	9
43995	With eye	Black		38	9
43977	Standard	Black	5	48	-



Hook Spinnaker Small

Code	Colour	For rope Ø	Length (mm)	Width between holes (mm)
16679	Black	Sheet 6 mm max	55	42



Hook Multi-Purpose Small

Code	Colour	For rope Ø	Length (mm)	Width between holes (mm)
16680	Black	Rope or shock cord 4 mm max.	30	20



Hook Multi-Purpose Small

Code	Colour	For rope Ø	Length (mm)	Width between holes (mm)
43982	White	Rope 6 mm max. Shock cord 8/10 mm max.	30	20
43983	Black			



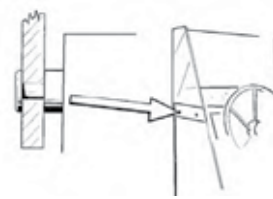
Hook Multi-Purpose Small

Code	Colour	For rope Ø	Length (mm)	Width between holes (mm)
43988	White	Rope 4 mm max. Shock cord 6/8 mm max.	40	30
43989	Black			



**Windshield screw caps**  
Set of 3

Code	Colours	Description
43835	White	Spacer Overall Ø 20mm Overall Height 10mm Hole Ø 7mm
43836	Black	



**Washer for Screw, Plastic**  
Grommet only

Code	Colour	Diameter Ø (mm)
44977		3.5
44983	White	4.5
44989		5.5
44978		3.5
44984	Black	4.5
44990		5.5




**45358**  
Twist Stud & Clinch Plate,  
Ø29mm, 35x17mm, Black



**Thimbles**

Code	Rope Ø (mm)	Material
16946	3	Nylon PA
44592	4	
44594	5	
44596	6	
24134	7	
44598	8	
44600	10	
44602	12	
29372	14	
44605	16	
44607	18	
44609	20	
44611	22	
44613	24	



**Cap & Washer for Screw, Plastic**  
Grommet with screw cap\*

Code	Colour	Diameter Ø (mm)
44916	Black	3.5
44914	White	
44923	White	4.8
44925	Black	4

\*screw not included



**Mounting Fittings for Bimini-Tops Frame**

Code	Colour	For tube Ø (mm)
43091	Black	20
43090	White	
43103	Black	22
43102	White	



**T-Fitting for Rails, Black**

Code	Model	For tube Ø (mm)
44051	T 90°	22
44052	T 60°	



**Mounting Fittings, Bimini-Tops Frame, Clamp-on**

Code	Colour	For tube Ø (mm)
43088	Black	20
43087	White	
43100	Black	22
43099	White	



**Mounting Fittings, Bimini-Tops Frame, 2-Wings**

Code	Colour	For tube Ø (mm)
43082	Black	20
43081	White	
43094	Black	22
43093	White	



**Mounting Fittings, Bimini-Tops Frame, 1-Wing**

Code	Colour	For tube Ø (mm)
43085	Black	20
43084	White	
43097	Black	22
43096	White	

# Deck equipment

## Sail & Bimini-Top Equipment



**Mounting Clip 10mm  
for Bimini-Top, Ø25mm Tube**

Code	Colour
35002	Black
43105	White



43246



43247

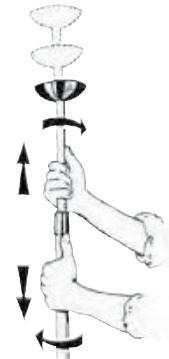
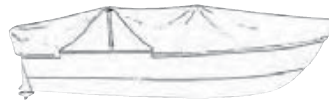
**Rectangular Socket 90°, Plastic, Black**

Code	Base Dimensions	Diameter (mm)	Model
43246	74x39x38 mm	22	90°
43247	89x39x44 mm		60°



**Clevis Fork**

Code	Description
43066	for Bimini Tops Socket 43107, White
43067	for Bimini Tops Socket 43108, Black



**Bottom Socket for  
Bimini Tops**

Code	Colour
43107	White
43108	Black



**Suction Disc**

Code	Description
43233	Grey suction disc Ø 92 mm
43234	Black suction disc Ø 92 mm

**Boat Cover Support,  
Aluminium Telescopic**  
Ideal for wintering, to prevent water stagnation in the awning.

Code	Height (cm)
43213	From 66,5 to 102
27497	From 86,5 to 151
43214	From 125,5 to 202



**Buckles**

Code	Colour	Material	For webbing (mm)	Width (mm)	Length (mm)
43871	White	Plastic	30	34	35
43872	Black	Plastic			
43865	White	Plastic	30	34	35
43866	Black	Plastic			
43858	Black	Plastic	50	62	84
43857	-	INOX	50	54	74

## Inflating Valves

**NEW**



**Inflating Valve Standard**

Code	98788	98966
Colour	Black	Grey

**NEW**



**98970  
Inflating  
Adaptor for Valve**

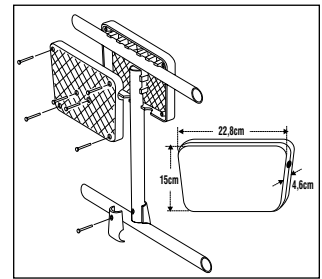
**NEW**




### Rail Mount Motor Bracket White

Ideal for permanently mounting your outboard on the stern rail instead of having to remove it when not in use. Made of rigid, non-slip UV resistant plastic, the bracket provides a secure and stable mount for your auxiliary outboard engine. Designed to fit 25mm diameter rails.


Code	Colour
10319	White



### Mounting the Rail Mount Motor Bracket




1. Place one part of the bracket on the upper rail and measure the distance between the points shown at pictures A & B



2. Starting from the point shown on picture C, mark the measurement taken at the previous step and cut the remaining piece (use a cloth, so as not to damage the tube)



3. Screw the tube to the lower rail



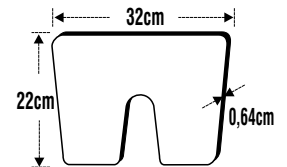
4. Mount one part of the bracket on the upper rail and the tube. Fit the other part and secure with the screws supplied



### Transom Pad, 320x220mm

Offering protection against outboard clamp damage for most sizes of transoms. This pad is Made of rigid UV stabilized polypropylene, with a non-slip surface for secure engine mounting.  
Dimensions: 320x220x64mm

Code	Colour
10314	White
72032	Grey
72033	Black



**16943**

Transom Pad Re-inforced  
Rigid non-slip plastic. Prevents outboard clamps from damaging the transom.  
Dimensions : 250 x 90 mm.




### Transom pad

Code	Colour	Length (mm)	Height (mm)
45343	Black	230	86
45341	White		
45342	Grey		
45339	Black	270	98
45337	White		
45338	Grey		



### Transom pad

Code	Colour	Length (mm)	Height (mm)
45331	Black	300	220
45329	White		
45330	Grey		
45335	Black	450	360
45333	White		
45334	Grey		



### Transom pad tilted

Code	Colour	Length (mm)	Height (mm)
195139	Black	450	360
195136	White		
195138	Grey		



### Transom Pad, with cleft

Code	Colour	Length (mm)	Height (mm)
45327	Black	450	360
45324	White		
45326	Grey		

# Deck equipment

## Steering Wheels & Equipment



### Steering Wheel "Classic", Diam. 350mm

Steering wheel "Classic" is made of polypropylene with 350mm in diameter, while the diameter of the wheel's hole is 37mm. It has an ergonomic design and will very simply fit into most boats. You have the choice to customize the logo label on the centre of the steering wheel, by adding the 70129 customized PVC sticker. The "Classic" steering wheel is available in white and black colour.

Code	70001	70132
Colour	Black	White



**Cable Boot Adjustable with Screwed Ring**

Code	Colour	Cut-out Ø	Overall Ø	Height
43756	Black	85 mm	105 mm	68 mm
43754	White			68 mm



**Cable Boot with Screwed Ring**

Code	Colour	Cut-out Ø	Overall Ø	Height
31523	Black	120 mm	150 mm	110 mm
43145	White			
31525	Black	55 mm	105 mm	65 mm
43139	White			



**Cable Boot Splitted with Screwed Ring**

Code	Colour	Cut-out Ø	Overall Ø	Height
43155	Black	105mm	115mm	52mm



**Cable Boot Double with Screwed Ring**

Code	Colour	Cut-out Ø	Overall Ø	Height
43133	Black	59 mm	89 mm	15 mm



**Cable Boot with Screwed Ring**

Code	Colour	Cut-out Ø	Overall Ø	Height
43168	Black	60 mm	108 mm	140 mm



**Cable Boot with Plastic Embedded Ring**

Code	Colour	Cut-out Ø	Overall Ø	Height
43137	Black	59 mm	89 mm	105 mm



**Cable Boot Flushmount**

Code	Colour	Cut-out Ø	Overall Ø	Height
43160	Black	50 mm	70 mm	60 mm
43159	Grey			
43158	White			



**Cable Boot Flushmount**

Code	Colour	Cut-out Ø	Overall Ø	Height
31521	Black	69 mm	103 mm	109 mm
43162	White			
43163	Grey			



**Cable Boot Flushmount**

Code	Colour	Cut-out Ø	Overall Ø	Height
43167	Black	76 mm	115 mm	140 mm
43165	White			
43166	Grey			

### Handrail Ø22mm, Stainless Steel

Code	Length (mm)
44209	475
44210	625



**44213**  
Footrest Ø22mm,  
Stainless Steel, 440x120mm

## Ladders



### Inox Ladders

Made of 25mm marine grade stainless steel tubing, with black non-slip plastic steps. Ladders come complete with stand offs and one pair of keyhole plates with backing pads, and is suitable for most hulls hooks for out of the way storage.

Code	50053	50054	50055
Steps	3	4	5
Height(cm)	83	113	136
Width(cm)	35	35	35
Weight(gr)	1920	2200	2900



### Aluminum Ladders

Made of 25mm marine grade anodized aluminum tubing, with non-slip polypropylene steps. These Ladders come complete with two stand-off feet to suit the contours of most hulls. The hooks fold flat for out-of-the-way storage.

Code	50032	50033	50034	50035
Steps	2	3	4	5
Height(cm)	55	83	110	136
Width(cm)	35	35	35	35
Weight(gr)	950	1200	1550	1800




### Rope Ladders

These handy, easily stored, rope ladders are designed to be used on boats for easy boarding. As the ladder secures around any cleat, no permanent mounting is necessary.

Code	50042	50043	50044
Steps	2	3	4
Height(cm)	62	80	102
Width(cm)	35	35	35
Weight(gr)	250	400	500



**50160**  
Step for  
Aluminum & Inox  
Ladder - White



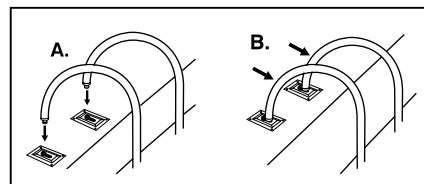
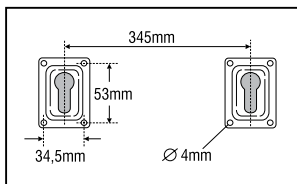
**50170**  
Step for  
Aluminum & Inox  
Ladder - Black



**50150**  
Step for  
Rope Ladder -  
White

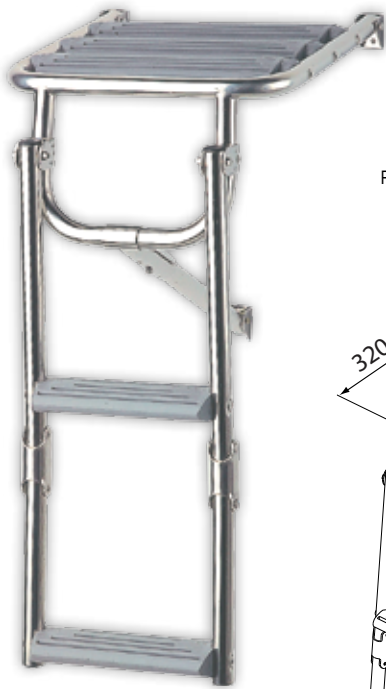


**00636**  
Key Hole Plate

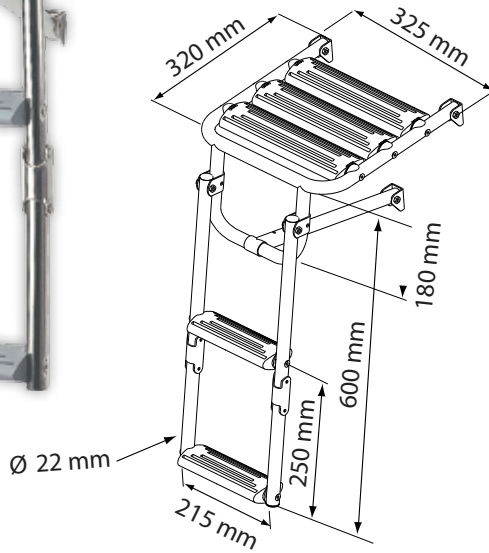


# Deck equipment

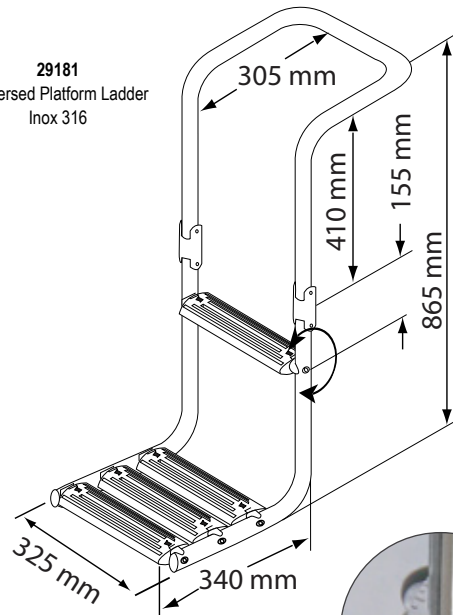
## Ladders



**29390**  
Platform Ladder, Inox 316,  
with 2 Plastic Steps



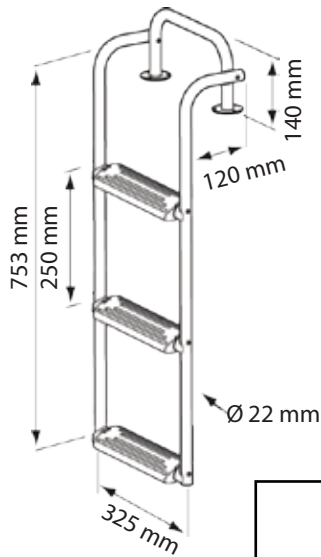
**29181**  
Immersed Platform Ladder  
Inox 316



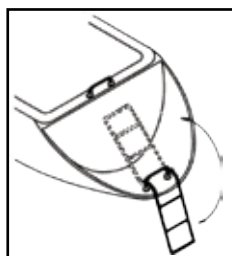
**Adjustable Steps**



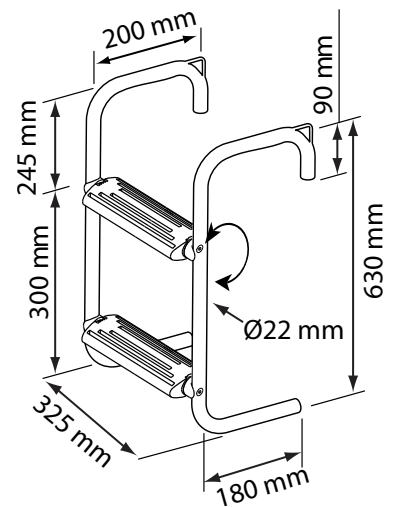
**55694**  
Bow Ladder, Inox 316  
3 steps



**Adjustable Steps**



**55706**  
Raft Ladder, Inox 316  
2 steps



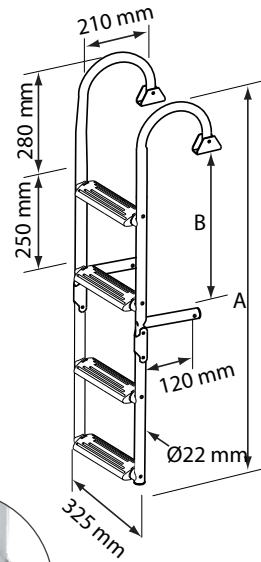
**Adjustable Steps**






Foltable Ladder, Inox 316, 180°

Code	A (mm)	B (mm)	Steps
55695	1050	405	2 + 2
55696	1300	655	3 + 2
55697	1300	405	2 + 3
55698	1550	655	3 + 3

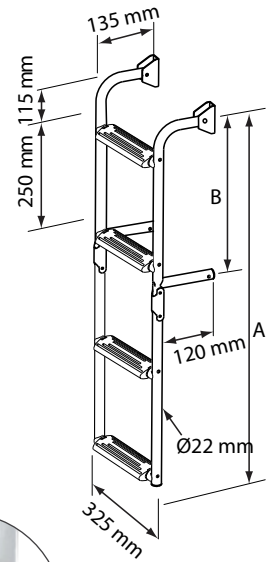


Adjustable Steps



Foltable Ladder, Inox 316, 90°

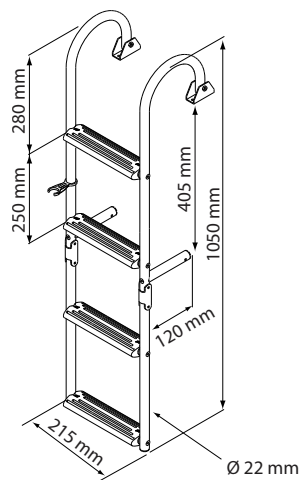
Code	A (mm)	B (mm)	Steps
55699	785	300	1 + 2
55700	835	370	2 + 2
55701	1085	620	3 + 2
55702	1085	370	2 + 3
55703	1335	620	3 + 3



Adjustable Steps

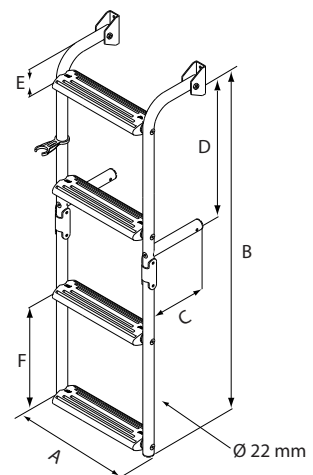


30535  
Foltable Ladder, Inox 316  
for Narrow Transom,  
2+2 steps, 180°



Foltable Ladder for Narrow Transom,  
Inox 316, 90°

Code	A (mm)	B (mm)	C (mm)	D (mm)	E (mm)	F (mm)	Steps
30536	215	835	120	370	70	250	2 + 2
36275	215	705	120	205	160	250	1 + 2


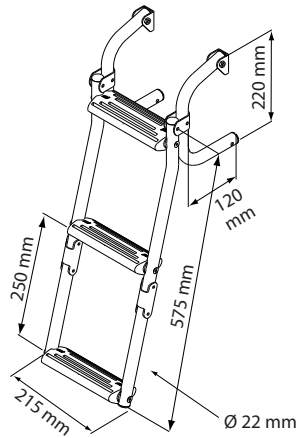


# Deck equipment

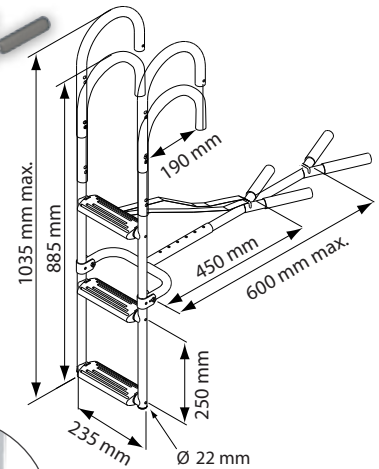
## Ladders



**29398**  
Foltable Ladder, Inox 316  
for Narrow Transom,  
2+1 steps



**29392**  
Bow Ladder, Inox 316, 3  
steps




**Adjustable Steps**



**27073**  
Fixing plate for ladder,  
Inox



**12563**  
Stand-off extension, Ø25, 12cm



**12587**  
Ladder support base



**30537**  
Kit for adjustable step, 2 pcs



**NEW**  
**02439**  
Hinge for Folding Ladder, Ø22mm



**NEW**  
**02442**  
Connection Ladder,  
without base, Ø22mm



**NEW**  
**02443**  
Connection Ladder,  
T shape, Ø22mm




**NEW**  
**29999**  
Ladders Support  
Base Narrow



**NEW**  
**70616**  
Round base, 90°, INOX 316,  
Diam. 22mm,  
Base Diam. 54mm



**12572**  
Add on step, Inox 316



**Set Ladder Step with fitting, grey**

Code	Length (mm)	For tube
15684	180	Ø 22
15680	260	Ø 22



# Nuova Rade

Marine - Plastics Technology Experts

Marking Buoys

Mooring Buoys

Mussel Farming Buoys

Surface Floats

Mooring - Fendering Accessories

Paddles & Hooks

Paddle & Hook Accessories

**NEW**

Anchor Mooring Buoy  
with Led Light &  
Reflective Tape



**NEW**

Paddles & Hooks



## Mooring

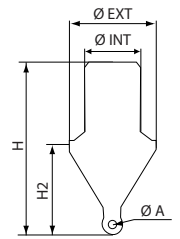


# Mooring Marking Buoys



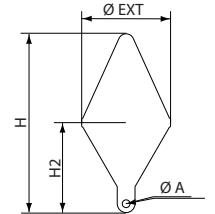
**Marking Buoy Cylindrical**  
Made of rigid plastic. A metal eyelet reinforces the ring.

Code	Use	Colour	Description	Dimensions					Buoyancy						
				Ø Ext (mm)	Ø Int (mm)	H (mm)	H2 (mm)	Ø A (mm)	Overall (kg)	In use (kg)					
16433	Portside channel marking	Yellow	Empty	400	250	740	363	38	38	14					
31928		Red							Foam filled	36	12				
16434		Yellow	Empty							800	510	1610	790	55	290
31312		Red							Foam filled						265
43404	Yellow	Large size for channel entrance Portside side	Foam filled	800	510	1610	790	55							265
43405	Red														
16436	Yellow														
35628	Red														



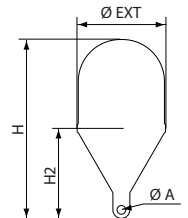
**Marking Buoy Bi-Conical**  
Made of rigid plastic. A metal eyelet reinforces the ring.

Code	Use	Colour	Description	Dimensions				Buoyancy					
				Ø Ext (mm)	H (mm)	H2 (mm)	Ø A (mm)	Overall (kg)	In use (kg)				
16440	Starboard channel marking	Yellow	Empty	400	640	363	55	30	14				
31929		Green						Foam filled	28	12			
16442		Yellow	Empty						800	1610	770	55	200
31311		Green						Foam filled					190
43418	Yellow	Large size for channel entrance Starboard side	Foam filled	800	1610	770	55						190
43420	Green												
16443	Yellow												
35629	Green												



**Marking Buoy Spherical**  
Made of rigid plastic. A metal eyelet reinforces the ring.

Code	Use	Colour	Description	Dimensions				Buoyancy	
				Ø Ext (mm)	H (mm)	H2 (mm)	Ø A (mm)	Overall (kg)	In use (kg)
16427	Marking the limits of reserved areas	Yellow	Empty	400	660	32	55	45	14
16428		Yellow	Foam filled					42,5	12,5
35750		Red	Empty					45	14
43411	Outer rim of the 300 m coastline	Yellow	Empty	800	1610	810	55	412	102
11673		Yellow	Foam filled					400	90



# Mooring Buoys



**Mooring Buoy Rigid Plastic**

Code	Colour	Diameter (mm)	Height (mm)	Buoyancy	
				Overall (kg)	In use (kg)
16389	Yellow	250	390	9,5	4,5
16387	White				
16388	Orange				

## Mooring Buoy Bi-Conical, Plastic UV resistant

Code	Colour	Diameter (mm)	Height (mm)	Buoyancy	
				overall (kg)	in use (kg)
43433	Yellow	220	540	5,5	2,7
16412	White				
16413	Orange				
43431	Yellow	280	640	10	5
43430	White				
43429	Orange				
43427	Yellow	320	750	24	12
16414	White				
16415	Orange				
30631	Yellow	520	1070	61	30
16416	White				
16417	Orange				

## Mooring Buoy Bi-Conical, with Foam & Galvanised Steel Rod UV resistant

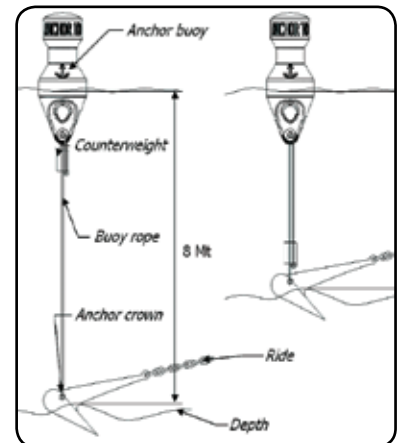
Code	Colour	Diameter (mm)	Height (mm)	Buoyancy	
				Overall (kg)	In use (kg)
43441	Orange	320	660	18	9
43442	White				
43444	Orange	320	880	18	9
43445	White				
43447	Orange	520	1030	58	29
43448	White				



### Anchor Mooring Buoy with Reflective Tape & Line 11m

It marks the exact position of the anchor with a lead counterweight that self adjusts the line length with depths between 4 and 10 m. Solas approved reflective tape to help buoy location at night. It helps to retrieve a fouled anchor by lifting it up from the anchor crown. Easy to use and stow it away in the anchor peak. Material: HDPE.

Code	Diameter (mm)	L line (m)	Height (mm)	Weight (kg)
197765	200	11	507	2



### Anchor Mooring Buoy with Led Light & Reflective Tape

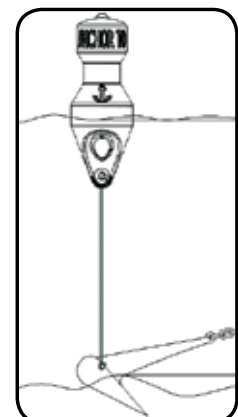
It marks the exact position of the anchor. It is supplied with LED - type flashlight, which operates with one D-type Alkaline battery and with a sensor, to flash only during the night hours. (3 flashes per minutes) Fitted with Solas approved reflective tape, to give extra help locate the buoy at night. Material: HDPE.

**NEW**

#### Led Light



Code	Diameter (mm)	Height (mm)	Weight (kg)
636020	200	570	1



# Mooring

## Mussel Farming Buoys



**Marking Buoy Mussel Farming, HDPE**  
High-density polyethylene, UV resistant

Code	Colour	Diameter (mm)	Height (mm)	Buoyancy	
				Overall (kg)	In use (kg)
197451	Black	530	1000	65	32
197450	Black	530	1200	110	55
197449	Black	530	1400	150	75

⊛ Special colours available upon request.

## Surface Floats



**16381**  
Surface Float w/Hole, Cylindrical, white-red  
Dimensions: Ø 60 x 140 mm Hole: Ø 10 mm.



**43395**  
Surface Float w/2 Eyelets, Spherical, white-red  
Overall Height: 15cm, Ø 13cm,  
top eye 1,2cm, weight: 130gr  
Buoyancy: Overall 542gr, In use 271gr



**Surface Float w/Hole, Round**  
Polyethylene

Code	Colour	Diameter (mm)	Rope Diameter (mm)	Buoyancy	
				Overall (g)	In use (g)
43952	Orange	45	7	58	29
43956		50	8	62	31
43960		57	8	71	35
43970		75	12	95	47
43971	White	75	12	95	47



**Surface Float w/Hole, Spherical**  
Suitable for fitting marker flag

Code	Colour	Diameter (mm)	Rope Diameter (mm)	Buoyancy	
				Overall (g)	In use (g)
43399	Yellow	190	19	1,8	0,9
16384	Orange				
16383	White				
43397	Yellow				
16386	Orange	260	28	8,5	4,2
16385	White				

## Mooring - Fendering Accessories

**MILLA Mooring Rubber Compens**



Code	For boat (m)	For line Ø (mm)	Length (mm)	Width (mm)	Thickness (mm)
44264	4,5	16	220	40	33
44265	7	20	270	45	33
44266	10	20	330	50	36



**56860**  
Inflation Adapter for Fenders Valve

Specially designed for the inflation of Performance fenders and Bumper dock fenders. Compatible with all our pumps and inflators.



**Hook for Fender**  
Polyamide

Code	Description	Colour	Length (mm)	Width (mm)	Eye Ø (mm)
43634	For installation on a Ø 6 mm cable	White	86	25	7
43635		Black			
43640	For installation on rail Ø from 20 to 22 mm.	White	85	38	21
43641		Black			

## Paddles & Hooks

Code	Length (cm)	Diameter (mm)
50190	105	25
50200	120	

**NEW**



Palm Grip Paddle

Code	Length (cm)	Diameter (mm)
50220	135	35
50240	155	

**NEW**



Power Palm Grip

Code	Length (cm)	Diameter (mm)
50210	130	25
50230	150	

**NEW**



Standard Paddle

Code	Length (cm)	Diameter (mm)
50250	160	35
50270	185	
50290	205	
50300	220	


**NEW**



Paddle

Code	Length (cm)	Diameter (mm)
50260	165	25


**NEW**



Multi-User Paddle (with Hook)

Κωδικός	Μήκος (cm)	Διάμετρος (mm)
57207	156-225	30
57347	122-169	

**NEW**



Telescopic multi-user Paddle (with hook)

Code	Length (cm)	Diameter (mm)
44347	141	30



Paddle Jointed with Double Hook, Black

Code	Length (cm)	Diameter (mm)
44346	140	30




Paddle with Double Hook, Black

# Mooring

## Paddles & Hooks

Code	Length (cm)	Diameter (mm)
44348	143 - 195	30



Paddle Telescopic with double Hook, Black

Code	Length (cm)	Diameter (mm)
44367	160	35




Paddle Jointed for Inflatable Boat, Black

Code	Length (cm)	Diameter (mm)
44361	188	35



Paddle Jointed with Collar for Inflatable Boat, Black

Code	Length (cm)	Diameter (mm)
44349	156 - 203	30
44350	104 - 130	30




Paddle Telescopic with Double Hook, Grey

**NEW**

Pagaya Doble, negro

Código	Lungh. (cm)	Diametro (mm)
72198	200	30



**NEW**

Kayak Paddle

Code	Length (cm)	Diameter (mm)
50280	200	25



**NEW**

Kayak Paddle

Code	Length (cm)	Diameter (mm)
50310	230	30



Kayak Dismountable Paddle, Black

Code	Length (cm)	Diameter (mm)
44343	220	30



Code	Length (cm)	Ø Shaft (mm)
12517	120	25
12518	180	
12519	240	

Floating Hook, Anodised Aluminium, Black

Rubber end buffer.  
Plastic hook, black



Code	Length (cm)	Ø Shaft (mm)
44259	216	30

Floating Hook with 2Ends, Anodised Aluminium, Black

Rubber end buffer.  
Plastic hook, black





Code	Length (cm)	Ø Shaft (mm)
44263	180	30

Float. Hook 2-Ends, White Aluminium, Grey

Rubber end buffer.  
Plastic hook, grey.



Code	Length (cm)	Ø Shaft (mm)
50030	147	25
50040	175	

**NEW**

Aluminium Hook



Code	Length (cm)	Ø Shaft (mm)
50060	67 to 101	30
50050	118 to 196	

**NEW**

Telescopic Hook with 2 ends, Aluminium



Soft PVC cover

Code	Length (cm)	Ø Shaft (mm)
44252	118 to 196	30

Telescopic Hook, Anodised Aluminium, Grey



Code	Length (cm)	Ø Shaft (mm)
44261	118 to 196	30

Telescopic Hook 2-Ends, White Aluminium, Grey

Rubber handle.  
Quarter turn locking action, at desired length.  
Plastic hook



Code	Length (cm)	Ø Shaft (mm)
16593	114 to 192	30

Telescopic Hook, Anodised Aluminium, Black

Rubber handle.  
Quarter turn locking action, at desired length.  
Plastic hook, Black




Code	Length (cm)	Ø Shaft (mm)
16591	120	30
16592	180	30

Floating Hook with 1-End, Pine

Black hook



## Paddle & Hook Accessories



### Oarlock Polyamide

Code	Ø A (mm)	Ø B (mm)	Ø C (mm)	Ø D (mm)	Colour
44681	40	53	55	17	Black
44682	40	57			
197207	40	53	55	17	White
197208	40	57			

### Oarlock Socket

Code	Description	Colour
43588	Top-mount	Black
43587	Side-mount	
197210	Top-mount	White
197209	Side-mount	

# Mooring

## Paddle & Hook Accessories



**Oar Collar, Plastic**  
Heavy duty flexible PVC. For easier fitting, submerge the collar in soapy water.

Code	Diameter (mm)
16543	32
16544	36
16545	45



**Oar Collar, Plastic**

Code	Diameter (mm)	Height (mm)
44175	35	45
44176	40	45
44177	45	55
44178	50	55
44180	55	63



**195578**  
Oar collar  
Ø 35mm



**00843**  
Handle for Large  
Paddle Ø 35mm



**50908**  
Handle,  
Ø25mm, black



**50100**  
Handle,  
Ø30mm, black



**50110**  
Handle,  
Ø 35mm, black



**02495**  
Paddle Blade,  
Ø30, black



**00842**  
Spare Large Paddle  
Blade Ø 35mm



**50000**  
Spare Paddle  
Blade Ø 30mm



**00632**  
Spare Paddle  
Blade Ø 25mm



**44243**  
Hook Double, Plastic  
Threaded, Ø30mm, Black



**44085**  
Paddle End Cap,  
Internal Ø35mm, Black



**00633**  
Palm Grip, Ø 25mm



**50180**  
Hook,  
Ø25mm, black



**Spare Plastic Hook, Female,  
with 2 ends, Black**

Code	Ø int. (mm)	Colour
44249	25	Black
44246	30	



**16590**  
Spare Plastic Hook  
Female, with 1 ends, Black  
Ø int. 30mm



**38579**  
Spare Plastic Hook  
Female, Black, Ø int. 25mm



**Nuova Rade**

*Marine - Plastics Technology Experts*

**Fishing Rod Holders**

**Angling Accessories**

**Gaffs**

**Fishing**



# Fishing

## Fishing Rod Holders



**Rod Holder with Cap, Plastic**

Code	Int Diam (mm)	Height (mm)	Colour
37658	40	230	White
37659			Black




**Rod Holder, Plastic, Vertical**

Code	Int Diam (mm)	Height (mm)	Colour
98678	43	225	Black
98679			White



**Rod Holder, Plastic, Vertical**

Code	Int Diam (mm)	Height (mm)	Colour
44489	40	235	White
44490			Black



**Rod Holder, Plastic, SideMount,**

Code	Int Diam (mm)	Height (mm)	Colour
44501	40	235	White
44502			Black



**37660**

Rod Holder Adjustable  
For fishing rod, Ø 40 mm maximum. Length : 215mm.  
Supplied with 2 sockets (for lateral or flushmount options)



**37795**

Socket Side-Mount for 37660 Adjustable Rod Holder, Black




**37796**

Socket Flush-Mount for 37660 Adjustable Rod Holder, Black



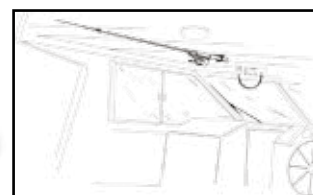
**31527**

Storage Rack (Pair) for 2 Fishing Rods, White  
Dimension 23x222x63mm



**31529**

Storage Rack (Pair) for 3 Fishing Rods, White  
Dimension 23x298x63mm



**Rod Holding Ring Set**

Code	Colour
44622	White
44623	Black



**44512**

Storage Rack Set for 3 Rods, Bulkhead Mount, White  
Length 300 x Height 225 mm



**Rod Holder, Sand-Standing**

Code	Int Diam (mm)	Height (mm)
44480	40	545
44496		645
44481		765

**NEW** Packing



**43350**  
Aquascope Mini,  
170x200x410mm (LxWxH)



**31409**  
Aquascope Jointed,  
Ø335mm, H.510mm



**16381**  
Surface Float w/Hole,  
Cylindrical, white-red  
Dimensions: Ø 60 x 140 mm  
Hole: Ø 10 mm.



**43395**  
Surface Float w/2 Eyelets, Spherical, white-red  
Overall Height: 15cm, Ø 13cm,  
top eye 1,2cm, weight: 130gr  
Buoyancy: Overall 542gr, In use 271gr



**43964**  
Float for Net, Flexible,  
Ø84mm, White



**44526**  
Key-Ring Floating



**43605**  
Container Rectangular for Longline,  
Length: 495mm  
Width: 400mm  
Height: 100mm



**43353**  
Reel for Fishing Line Winding,  
Auto-Unrolling,  
Ø 165 mm.



**Fishing Basket for Longline**

Code	Int. Diam. (mm)	Ext. Diam. (mm)	Height (mm)
45508	420	690	345
45509	340	520	195

### INTERNATIONAL CODE OF SIGNALS



**45256**

International Code of Signal Chart, Adhesive  
Dimensions: 16 x 12 cm



**Needle for Fishing Net Splicing**

Code	Length (mm)	Width (mm)
43189	120	7
43191	120	10
43193	150	12
43195	175	13
43197	210	15
43199	230	17
43201	250	20
43203	280	23

### Telescopic Gaffs



Aluminium

Code	Length (mm)	Ø A (mm)	Ø B (mm)	W (mm)
31408	800-1205	30	8	100



Aluminium


Code	Length (mm)	Ø A (mm)	Ø B (mm)	W (mm)
31407	830-1240	30	8	70

### Simple Gaffs



Aluminium

Code	Length (mm)	Ø A (mm)	Ø B (mm)	W (mm)
44588	790	25	8	70
44590	1390			



Inox Round Tip Only

Code	Length (mm)	Ø B (mm)	W (mm)
44578	700	6	50



Aluminium

Code	Length (mm)	Ø A (mm)	Ø B (mm)	W (mm)
44582	1370	25	8	100

<b>Antenna Mount</b> _____	<b>70</b>
<b>Aquascope</b> _____	<b>91</b>

**Bailer**

Floating_____	38
Funnel_____	38
Plain_____	38
Rigid_____	38

<b>Ball Valves</b> _____	<b>57</b>
--------------------------	-----------

<b>Barrel Bolt</b> _____	<b>70</b>
--------------------------	-----------

**Base**

Battery_____	33
Tank_____	33

**Battery**

Accessories_____	33
Base_____	38
Box_____	38
Cover_____	38
Switch_____	68

**Bimini-Tops**

Bottom Socket_____	74
Clamp-on_____	73
Clevis fork_____	74
Eye end_____	73
Mounting clip_____	74
Suction disc_____	74
T - Fitting_____	73
Wings_____	73

<b>Boat Cover Support</b> _____	<b>74</b>
---------------------------------	-----------

**Bracket**

Antenna_____	70
Motor_____	75
VHF_____	70

<b>Buckles</b> _____	<b>74</b>
----------------------	-----------

**Buoy**

For mussel farming_____	84
Marking_____	82
Mooring_____	82-83

<b>Cable Boots</b> _____	<b>76</b>
--------------------------	-----------

**Case**

Cover for Radio/CD_____	68
Fix Mount Support_____	66
For battery switch_____	68
For control panel_____	66
For deck filler_____	46
For electric power shore center_____	67
For fire extinguisher_____	67
For mixer tap_____	44

For shower_____	46
For shower head_____	43,45
For toilet paper_____	67
For VHF/GPS/Phone_____	65
Rail Support_____	66
Storage_____	64
With cold water tap_____	42
With deck filler_____	46
With mixer tap_____	42
With battery switch_____	68
With sea water outlet_____	43
With shower & water tap_____	44
With shower spray_____	45
With water inlet_____	43
With water inlet/outlet_____	42
With water outlet_____	42
<b>Cleats</b> _____	<b>71</b>

**Clip**

Adjustable_____	69,74
Folding_____	69
For pedestal_____	63
Support_____	69

**Connector**

Female_____	35-36
For easy switch plate_____	23
For line_____	33
For tank_____	30,33, 35-36
Male_____	35-36

**Deck Fillers**

Accessories_____	31
Diesel_____	31-32,46
Fuel_____	31-32,46
Gas_____	31
Water_____	31-32,46
With case_____	46
With flip top_____	31

<b>Door Fasteners</b> _____	<b>70</b>
-----------------------------	-----------

**Drain**

Plug_____	56
Socket_____	57

**Easy Switch Plate**

Blind_____	23
Fresh Water_____	23
Fuel_____	23
Waste Water_____	23

<b>Fairleads</b>	71
<b>Faucets</b>	42
<b>Fender</b>	
Hook	85
Valve adapter	85
<b>Filter</b>	31
<b>Fishing</b>	
Basket for longline	91
Container for longline	91
Needle for fishing net	91
Reel for fishing line	91
<b>Flag Staff</b>	71
<b>Flush Pull</b>	69
<b>Float</b>	
For fishing net	91
Surface	84,91
<b>Float Switches</b>	49
<b>Footrest</b>	77
<b>Fuel</b>	
Valve	35
<b>Funnel</b>	
Extension	38
Filter	38
<b>Gaffs</b>	92
<b>Gauges</b>	
Fresh Water	33
Fuel	33
Waste Water	33
<b>Handle</b>	33,65
<b>Handrails</b>	77
<b>Handgrip</b>	88
<b>Hatch</b>	
Deck	4-16
Escape	3-4
For Dinghies	19
For Gas Bottle	9
For General use	20
For VHF/RadioCD	20
Gasket	3-17,19-20
Handle	3-14,17
Inspection	15-19
Lock	4-17,20
Opening Stay	3-4
Screw cap	73
Spare Key	3-4,18
Storage	5-14,20,64
Utility	19,65

With Drawers	5,10,12
With Removable Bag	18
With Removable Cover	14,16-17
With Storage Bag	12-14
<b>Hinges</b>	69
<b>Holder</b>	
Drink	65
Trash Bag	66
<b>Hook</b>	
Aluminium	86-87
Anodised Aluminium	86
Fitting	88
Floating	87
For inflatable boat	71
Multi-purpose	72
Pine	87
Snap	72
Spinnaker	72
Telescopic	87
Utility	66
<b>Hose</b>	
Accessories	35
Clamps	41
Fuel	35
Hose adaptor	57
Water	41
<b>Hydrofoil</b>	37

<b>Insect Screens</b>	64
<b>International Code</b>	91

<b>Key-Ring Floating</b>	91
<b>Kill Switch Key</b>	
Set	37
With coil lanyard	37

<b>Ladders</b>	
Aluminium	77
Accessories	77,80
Bow	80
Foltable	78-79
Inox	77
Platform	78
Raft	78
Rope	77
Step	77
Transom	79-80



**Mooring Buoy**

Bi-conical	83
Rigid plastic	82
<b>Mooring Compens</b>	<b>84</b>

<b>Non-return Valve</b>	<b>56</b>
-------------------------	-----------

<b>Oar Collar</b>	<b>88</b>
-------------------	-----------

<b>Oarlock</b>	<b>87</b>
----------------	-----------

<b>Oil Measurer</b>	<b>38</b>
---------------------	-----------

**Optimist**

Deck Collar	71
-------------	----

Universal Joint Suits	71
-----------------------	----

**Outboard Engine**

Flusher	37
---------	----

Tiller Extension	37
------------------	----

**Paddle**

Blade	88
-------	----

End cap	88
---------	----

Handle	88
--------	----

**Paddles**

Dismountable	86
--------------	----

For Inflatable Boat	86
---------------------	----

Jointed	86
---------	----

Kayak	86
-------	----

Multi-User	85
------------	----

Palm Grip	85
-----------	----

Pagaya	86
--------	----

Standard	85
----------	----

Telescopic	85-86
------------	-------

With Double Hook	85-86
------------------	-------

With Hook	85
-----------	----

<b>Primer Pulbs</b>	<b>35</b>
---------------------	-----------

**Pump**

Automatic	47-48
-----------	-------

Bilge	48
-------	----

Diaphragm	48
-----------	----

Hand	47
------	----

Hose	47
------	----

Waste with macerator	48
----------------------	----

Water	48
-------	----

**Rod**

Holder	90
--------	----

Holding ring	90
--------------	----

Storage Rack	90
--------------	----

Support flush mount	90
---------------------	----

Support side mount	90
--------------------	----

**Sender**

Diesel	33
--------	----

Fuel	33
------	----

**Sensor**

Stainless Steel 316	32
---------------------	----

Tank	32
------	----

<b>Shackle</b>	<b>69</b>
----------------	-----------

**Shower**

Head	45
------	----

Hose	45
------	----

<b>Shower Sump System</b>	<b>49</b>
---------------------------	-----------

<b>Solar Cell</b>	<b>60</b>
-------------------	-----------

<b>Speakers</b>	<b>68</b>
-----------------	-----------

<b>Steering Wheels</b>	<b>76</b>
------------------------	-----------

<b>Steps</b>	<b>77,80</b>
--------------	--------------

<b>Storage Bottle</b>	<b>38</b>
-----------------------	-----------

<b>Strainer</b>	<b>61</b>
-----------------	-----------

**Table**

Bottom Plate	63
--------------	----

Pedestal	63
----------	----

Top	63
-----	----

Top Plate	63
-----------	----

**Tank**

Accessories	23,30,31,33
-------------	-------------

Fixed	23-28
-------	-------

Flexible	28-29
----------	-------

Fresh Water	23-24
-------------	-------

Fuel	23-24,28-30
------	-------------

Portable	29-30
----------	-------

Sender	33
--------	----

Sensor	32
--------	----

Waste Water	23,25,26,27-28
-------------	----------------

<b>Thimbles</b>	<b>73</b>
-----------------	-----------

**Thru-Hull**

Easy mount	50
------------	----

Elbow	54,56
-------	-------

Kit	53
-----	----

Outlet	56
--------	----

System	55
--------	----

Telescopic	55
------------	----

# Index

## T - V - W

Threaded	52,54-55
With displaced hose barb	53
With flush flange	50-51
With hose barb	50,52,54
With non-return valve	55
With standard flange	52-54

### Toilet

Anti-vent loop connection	41
Disinfect Sanitizing Release Unit	41
Electrical	40
Manual	40
Paper Holder	67
Repair Kits	40
<b>Transom Pads</b>	<b>75</b>
<b>Tube Socket</b>	<b>74</b>
<b>Twist Stud</b>	<b>64</b>

### Valve

3-way diverter	31
Adaptor	74
Inflating	74

### Ventilation

Blower	60
Cover	58-59
Clam shell	58
Double	59
With gasket	58

### Ventilator

Connector	58-59
For Tank	31
With water outlet	58

### Vents **60-61**

### Water

Mixer Tap	43
Pump	48
Washer for screw	73

## Notes

---

---

---

---

---

---

---

---

---

---

---

---

---

---

---

---

---

---

---

---

---

---

---

---

---

---



# Nuova Rade

*Marine - Plastics Technology Experts*



## **EXPERIENCE**

- More than 52 years of industrial expertise in supplying the boating trade.
- An exceptional know-how in plastic material engineering, from traditional plastics to the latest generation technopolymers.

## **PRODUCTION**

- An impressive production capacity: injection presses from 70 to 680 tons and brand new blowmoulding machines.
- Undisputed leader in plastic engineering, with the capacity to manufacture products with no size or color limits.

## **QUALITY**

- Selection of premium quality material.
- Permanent and utmost care in every phase of the development.
- Stringent control of production processes.

## **INNOVATION**

- Continuous development of new products and search for new technologies and materials.

## **SERVICE**

- Warehouse area exceeding 10.000 m<sup>2</sup>.
- Our sales team and commercial network ensures a closer relationship with our customers.



# Nuova Rade

*Marine - Plastics Technology Experts*

Via Fontanelle 22,  
16012 Busalla (Ge), Italia  
Tel: +39 010 96801  
Fax: +39 010 9680150-159  
P.IVA & C.F: 02153990995  
[www.nuovarade.com](http://www.nuovarade.com)  
[contact@nuovarade.com](mailto:contact@nuovarade.com)

